



# Memorandum

To: Kevin McGhee, The Velmeir Companies  
From: Mike Spack, P.E.  
Date: November 13, 2009  
Re: Vehicle Trip Generation Study for CVS Pharmacies  
Northeast Corner of 69<sup>th</sup> Street and York Avenue in Edina, MN

---

## **Background**

CVS Pharmacy is proposing to build an approximately 13,000 square foot store with two drive-through windows on the northeast corner of 69<sup>th</sup> Street and York Avenue in Edina, MN. A traffic study was previously done for the site and assumed generic "shopping center" development on the site. The purpose of this study is to document existing traffic patterns generated by suburban CVS Pharmacies within the Twin Cities metropolitan area of Minnesota so the previous traffic study can be appropriately modified for the proposed CVS Pharmacy.

The specific objectives of this study are:

1. Determine the A.M. Peak Hour trip generation rate between 7 and 9 a.m. on typical weekdays for CVS Pharmacies within the Twin Cities suburbs.
2. Determine the P.M. Peak Hour trip generation rate between 4 and 6 p.m. on typical weekdays for CVS Pharmacies within the Twin Cities suburbs.
3. Determine the Peak Hour of Generator trip generation rate on Saturdays for CVS Pharmacies within the Twin Cities suburbs.
4. Determine the Daily trip generation rate on typical weekdays for CVS Pharmacies within the Twin Cities suburbs.
5. Determine the Daily trip generation rate on typical Saturdays for CVS Pharmacies within the Twin Cities suburbs.
6. Determine the peak parking rate between 4 and 6 p.m. on typical weekdays for CVS Pharmacies within the Twin Cities suburbs.
7. Determine the peak drive through queue between 4 and 6 p.m. on typical weekdays for CVS Pharmacies within the Twin Cities suburbs.

## **Methodology**

TDI staff identified six typical suburban CVS stores in the Twin Cities where data collection could be collected with mechanical tube counters. Each store has approximately 13,000 square feet and two drive-through windows. Mechanical tube counters were placed at each store driveway and data was collected in 15

minute intervals from Tuesday, November 3, 2009 through Saturday, November 7, 2009 (due to an equipment issue, data collection at the Eden Prairie site started on Wednesday, November 4, 2009). This summary data is contained in Appendix A.

Mechanical tube counters are designed to collect data on straight road segments where vehicles cross the tubes at moderate speeds. The CVS driveways are less than ideal conditions for mechanical tube counters because vehicles cross them at low speeds, may queue over the tubes, and may cross the tubes at an angle because they are in the middle of a turning maneuver. The six sites were chosen based on their driveway configurations in an attempt to minimize inaccurate counting.

Manual counts were taken at the driveways from 4 to 6 p.m. on Wednesday, November 4, 2009. The manual count data is contained in Appendix B. This data set includes entering/exiting volumes at each driveway, maximum queues in the drive through lanes (total vehicles waiting in both lanes), and data on the number of vehicles parked in the lot.

It is assumed any inaccuracies in the mechanical tube count data collected at the driveways were systematic. The mechanical tube count data for each inbound and outbound movement at each driveway was factored based on the entering/exiting volumes from 4 to 6 p.m. contained in Appendix B. The resulting calibrated volumes from Tuesday through Saturday are contained in Appendix C.

## **Findings**

### *Trip Generation Rates*

Statistics and data plots for each trip generation period studied are contained in Appendix D. The data in these summary sheets is based on the data in Appendix C. A summary of the MN average trip generation rates is shown in Table 1 alongside the trip generation rates from the Institute of Transportation Engineers' *Trip Generation, 8<sup>th</sup> Edition* (ITE Code 881).

**Table 1 – Average Trip Generation Rates for Pharmacy/Drugstore with Drive Through Windows per 1,000s of Sq Ft of Gross Floor Area**

	Twin Cities CVS Pharmacies	Nationwide Average from <i>Trip Generation, 8<sup>th</sup> Edition</i>
Weekday	87.95	88.16
Weekday A.M. Peak Hour (between 7-9 a.m.)	3.99	2.66
Weekday P.M. Peak Hour (between 4-6 p.m.)	8.94	10.35
Saturday	83.76	n-a
Saturday Peak Hour	7.63	7.85

The results in Table 1 show CVS Pharmacies in the Twin Cities generate traffic at a rate consistent with pharmacies nationwide. The slight exception is during the p.m. peak hour where the Twin Cities rate of 8.94 trips per 1000s of square feet is lower than the national average of 10.35 trips per 1000s of square feet.

#### *Drive Through Lane Queuing*

The manual p.m. peak hour count data in Appendix B shows the maximum queue observed in the drive through lanes during each fifteen minute period. The values shown are the maximum number of vehicles observed in both drive through lanes at one time. The maximum queue observed was three vehicles.

#### *Parking Rates*

The manual p.m. peak hour count data in Appendix B also shows the number of parked vehicles in the lot during each fifteen minute period. The total number of parked vehicles in the lot was counted at 4 p.m. Then the entering volumes were added to that total and the exiting volumes were subtracted to give the sum of the vehicles parked in the lot during each fifteen minute period. The maximum number of vehicles parked in a CVS Pharmacy lot during the p.m. peak period observed was 33 vehicles (representing a rate of 2.54 parked stalls per 1,000s of square feet).

# Appendix A - Raw Mechanical Data

Location 1: Shakopee CVS  
Location 2: Shakopee, MN

RAW DATA

Date	Start Time	EAST DRIVE		WEST DRIVE		TOTAL	
		IN	OUT	IN	OUT	IN	OUT
11/3/2009	12:00 AM	0	0	0	0	0	0
11/3/2009	12:15 AM	0	0	0	0	0	0
11/3/2009	12:30 AM	0	0	0	0	0	0
11/3/2009	12:45 AM	0	0	0	0	0	0
11/3/2009	01:00 AM	0	0	0	0	0	0
11/3/2009	01:15 AM	0	0	0	0	0	0
11/3/2009	01:30 AM	0	0	0	0	0	0
11/3/2009	01:45 AM	0	0	0	0	0	0
11/3/2009	02:00 AM	0	0	0	0	0	0
11/3/2009	02:15 AM	0	0	0	0	0	0
11/3/2009	02:30 AM	0	0	0	0	0	0
11/3/2009	02:45 AM	0	0	0	0	0	0
11/3/2009	03:00 AM	0	0	0	0	0	0
11/3/2009	03:15 AM	0	0	0	0	0	0
11/3/2009	03:30 AM	0	0	0	0	0	0
11/3/2009	03:45 AM	0	0	0	0	0	0
11/3/2009	04:00 AM	0	0	0	0	0	0
11/3/2009	04:15 AM	0	0	0	0	0	0
11/3/2009	04:30 AM	0	0	0	0	0	0
11/3/2009	04:45 AM	0	0	0	0	0	0
11/3/2009	05:00 AM	0	0	0	0	0	0
11/3/2009	05:15 AM	0	0	0	0	0	0
11/3/2009	05:30 AM	0	0	0	0	0	0
11/3/2009	05:45 AM	0	0	0	0	0	0
11/3/2009	06:00 AM	0	0	0	0	0	0
11/3/2009	06:15 AM	1	1	0	0	1	1
11/3/2009	06:30 AM	0	0	0	0	0	0
11/3/2009	06:45 AM	2	0	0	0	2	0
11/3/2009	07:00 AM	2	0	0	0	2	0
11/3/2009	07:15 AM	2	1	3	1	5	2
11/3/2009	07:30 AM	2	1	0	0	2	1
11/3/2009	07:45 AM	2	0	2	0	4	0
11/3/2009	08:00 AM	2	1	0	0	2	1
11/3/2009	08:15 AM	4	2	0	3	4	5
11/3/2009	08:30 AM	8	11	6	7	14	18
11/3/2009	08:45 AM	5	4	3	5	8	9
11/3/2009	09:00 AM	4	5	2	2	6	7
11/3/2009	09:15 AM	7	2	4	6	11	8
11/3/2009	09:30 AM	5	1	0	0	5	1
11/3/2009	09:45 AM	2	7	0	2	2	9
11/3/2009	10:00 AM	4	2	1	1	5	3
11/3/2009	10:15 AM	5	5	5	1	10	6
11/3/2009	10:30 AM	6	8	2	0	8	8
11/3/2009	10:45 AM	5	2	0	5	5	7
11/3/2009	11:00 AM	4	4	3	4	7	8
11/3/2009	11:15 AM	3	2	1	3	4	5
11/3/2009	11:30 AM	9	0	0	2	9	2
11/3/2009	11:45 AM	6	5	1	3	7	8
11/3/2009	12:00 PM	7	6	2	4	9	10
11/3/2009	12:15 PM	11	8	6	14	17	22
11/3/2009	12:30 PM	10	4	4	8	14	12
11/3/2009	12:45 PM	2	7	6	4	8	11
11/3/2009	01:00 PM	9	3	0	7	9	10
11/3/2009	01:15 PM	6	2	3	4	9	6
11/3/2009	01:30 PM	10	6	3	13	13	19

# Appendix A - Raw Mechanical Data

Location 1: Shakopee CVS  
Location 2: Shakopee, MN

RAW DATA

Date	Start Time	EAST DRIVE		WEST DRIVE		TOTAL	
		IN	OUT	IN	OUT	IN	OUT
11/3/2009	01:45 PM	9	4	2	2	11	6
11/3/2009	02:00 PM	9	3	3	4	12	7
11/3/2009	02:15 PM	1	4	8	7	9	11
11/3/2009	02:30 PM	2	1	5	9	7	10
11/3/2009	02:45 PM	4	3	1	6	5	9
11/3/2009	03:00 PM	6	4	3	6	9	10
11/3/2009	03:15 PM	6	5	4	0	10	5
11/3/2009	03:30 PM	7	3	0	1	7	4
11/3/2009	03:45 PM	6	6	5	3	11	9
11/3/2009	04:00 PM	12	2	0	6	12	8
11/3/2009	04:15 PM	9	5	2	7	11	12
11/3/2009	04:30 PM	8	5	5	6	13	11
11/3/2009	04:45 PM	6	10	5	2	11	12
11/3/2009	05:00 PM	8	5	2	9	10	14
11/3/2009	05:15 PM	12	6	1	7	13	13
11/3/2009	05:30 PM	11	7	5	9	16	16
11/3/2009	05:45 PM	10	8	10	9	20	17
11/3/2009	06:00 PM	5	3	7	13	12	16
11/3/2009	06:15 PM	8	4	9	6	17	10
11/3/2009	06:30 PM	9	3	2	0	11	3
11/3/2009	06:45 PM	9	12	4	11	13	23
11/3/2009	07:00 PM	5	7	7	10	12	17
11/3/2009	07:15 PM	6	4	6	0	12	4
11/3/2009	07:30 PM	10	9	2	8	12	17
11/3/2009	07:45 PM	2	3	3	3	5	6
11/3/2009	08:00 PM	1	2	4	7	5	9
11/3/2009	08:15 PM	3	0	0	0	3	0
11/3/2009	08:30 PM	3	2	2	4	5	6
11/3/2009	08:45 PM	2	1	3	5	5	6
11/3/2009	09:00 PM	1	3	2	0	3	3
11/3/2009	09:15 PM	1	2	0	0	1	2
11/3/2009	09:30 PM	1	1	0	0	1	1
11/3/2009	09:45 PM	1	0	0	0	1	0
11/3/2009	10:00 PM	0	3	0	0	0	3
11/3/2009	10:15 PM	0	0	0	0	0	0
11/3/2009	10:30 PM	0	0	0	0	0	0
11/3/2009	10:45 PM	0	0	0	0	0	0
11/3/2009	11:00 PM	0	0	0	0	0	0
11/3/2009	11:15 PM	0	0	0	0	0	0
11/3/2009	11:30 PM	0	0	0	0	0	0
11/3/2009	11:45 PM	0	0	0	0	0	0
11/4/2009	12:00 AM	0	0	0	0	0	0
11/4/2009	12:15 AM	1	1	0	0	1	1
11/4/2009	12:30 AM	0	0	0	0	0	0
11/4/2009	12:45 AM	0	0	0	0	0	0
11/4/2009	01:00 AM	0	0	0	0	0	0
11/4/2009	01:15 AM	0	0	0	0	0	0
11/4/2009	01:30 AM	0	0	0	0	0	0
11/4/2009	01:45 AM	0	0	0	0	0	0
11/4/2009	02:00 AM	0	0	0	0	0	0
11/4/2009	02:15 AM	0	0	0	0	0	0
11/4/2009	02:30 AM	0	0	0	0	0	0
11/4/2009	02:45 AM	0	0	0	0	0	0
11/4/2009	03:00 AM	0	0	0	0	0	0
11/4/2009	03:15 AM	0	0	0	0	0	0

# Appendix A - Raw Mechanical Data

Location 1: Shakopee CVS  
Location 2: Shakopee, MN

RAW DATA

Date	Start Time	EAST DRIVE		WEST DRIVE		TOTAL	
		IN	OUT	IN	OUT	IN	OUT
11/4/2009	03:30 AM	0	0	0	0	0	0
11/4/2009	03:45 AM	0	0	0	0	0	0
11/4/2009	04:00 AM	0	0	0	0	0	0
11/4/2009	04:15 AM	0	0	0	0	0	0
11/4/2009	04:30 AM	0	0	0	0	0	0
11/4/2009	04:45 AM	0	0	0	0	0	0
11/4/2009	05:00 AM	0	0	0	0	0	0
11/4/2009	05:15 AM	0	0	0	0	0	0
11/4/2009	05:30 AM	0	0	0	0	0	0
11/4/2009	05:45 AM	0	0	0	0	0	0
11/4/2009	06:00 AM	0	0	0	0	0	0
11/4/2009	06:15 AM	1	1	0	0	1	1
11/4/2009	06:30 AM	0	0	0	0	0	0
11/4/2009	06:45 AM	2	0	0	0	2	0
11/4/2009	07:00 AM	2	1	1	3	3	4
11/4/2009	07:15 AM	1	1	2	0	3	1
11/4/2009	07:30 AM	0	0	0	2	0	2
11/4/2009	07:45 AM	2	0	0	0	2	0
11/4/2009	08:00 AM	7	1	0	0	7	1
11/4/2009	08:15 AM	4	4	0	1	4	5
11/4/2009	08:30 AM	9	3	0	2	9	5
11/4/2009	08:45 AM	8	4	0	4	8	8
11/4/2009	09:00 AM	1	6	2	2	3	8
11/4/2009	09:15 AM	1	1	0	2	1	3
11/4/2009	09:30 AM	4	2	0	0	4	2
11/4/2009	09:45 AM	3	1	4	3	7	4
11/4/2009	10:00 AM	2	1	0	5	2	6
11/4/2009	10:15 AM	5	2	6	5	11	7
11/4/2009	10:30 AM	5	5	4	2	9	7
11/4/2009	10:45 AM	4	3	3	0	7	3
11/4/2009	11:00 AM	5	3	0	0	5	3
11/4/2009	11:15 AM	7	5	3	1	10	6
11/4/2009	11:30 AM	9	4	7	8	16	12
11/4/2009	11:45 AM	9	8	5	5	14	13
11/4/2009	12:00 PM	7	7	5	5	12	12
11/4/2009	12:15 PM	9	9	3	3	12	12
11/4/2009	12:30 PM	6	4	4	6	10	10
11/4/2009	12:45 PM	3	5	3	3	6	8
11/4/2009	01:00 PM	5	3	3	1	8	4
11/4/2009	01:15 PM	2	4	1	2	3	6
11/4/2009	01:30 PM	10	3	2	1	12	4
11/4/2009	01:45 PM	9	11	2	3	11	14
11/4/2009	02:00 PM	11	5	7	11	18	16
11/4/2009	02:15 PM	4	6	4	5	8	11
11/4/2009	02:30 PM	7	9	2	5	9	14
11/4/2009	02:45 PM	7	5	4	4	11	9
11/4/2009	03:00 PM	5	4	5	5	10	9
11/4/2009	03:15 PM	6	6	2	5	8	11
11/4/2009	03:30 PM	9	3	2	2	11	5
11/4/2009	03:45 PM	7	7	4	9	11	16
11/4/2009	04:00 PM	5	4	3	7	8	11
11/4/2009	04:15 PM	11	9	4	2	15	11
11/4/2009	04:30 PM	2	7	7	2	9	9
11/4/2009	04:45 PM	11	6	3	11	14	17
11/4/2009	05:00 PM	7	3	7	5	14	8

# Appendix A - Raw Mechanical Data

Location 1: Shakopee CVS  
Location 2: Shakopee, MN

RAW DATA

Date	Start Time	EAST DRIVE		WEST DRIVE		TOTAL	
		IN	OUT	IN	OUT	IN	OUT
11/4/2009	05:15 PM	12	11	5	7	17	18
11/4/2009	05:30 PM	9	9	4	7	13	16
11/4/2009	05:45 PM	14	7	6	6	20	13
11/4/2009	06:00 PM	3	3	8	10	11	13
11/4/2009	06:15 PM	8	4	3	1	11	5
11/4/2009	06:30 PM	14	5	9	8	23	13
11/4/2009	06:45 PM	3	9	4	5	7	14
11/4/2009	07:00 PM	5	6	8	4	13	10
11/4/2009	07:15 PM	7	2	6	7	13	9
11/4/2009	07:30 PM	8	7	1	3	9	10
11/4/2009	07:45 PM	2	2	6	5	8	7
11/4/2009	08:00 PM	3	2	1	6	4	8
11/4/2009	08:15 PM	3	1	3	3	6	4
11/4/2009	08:30 PM	2	3	6	8	8	11
11/4/2009	08:45 PM	2	2	4	1	6	3
11/4/2009	09:00 PM	4	2	4	0	8	2
11/4/2009	09:15 PM	0	1	2	5	2	6
11/4/2009	09:30 PM	1	1	4	2	5	3
11/4/2009	09:45 PM	3	3	6	0	9	3
11/4/2009	10:00 PM	1	2	0	2	1	4
11/4/2009	10:15 PM	2	1	0	5	2	6
11/4/2009	10:30 PM	0	0	0	0	0	0
11/4/2009	10:45 PM	0	0	0	0	0	0
11/4/2009	11:00 PM	0	0	0	0	0	0
11/4/2009	11:15 PM	2	1	0	0	2	1
11/4/2009	11:30 PM	0	0	0	0	0	0
11/4/2009	11:45 PM	0	0	0	0	0	0
11/5/2009	12:00 AM	0	0	0	0	0	0
11/5/2009	12:15 AM	0	0	0	0	0	0
11/5/2009	12:30 AM	0	0	0	0	0	0
11/5/2009	12:45 AM	0	0	0	0	0	0
11/5/2009	01:00 AM	0	0	0	0	0	0
11/5/2009	01:15 AM	0	0	0	0	0	0
11/5/2009	01:30 AM	0	0	0	0	0	0
11/5/2009	01:45 AM	0	0	0	0	0	0
11/5/2009	02:00 AM	0	0	0	0	0	0
11/5/2009	02:15 AM	0	0	0	0	0	0
11/5/2009	02:30 AM	0	0	0	0	0	0
11/5/2009	02:45 AM	0	0	0	0	0	0
11/5/2009	03:00 AM	0	0	0	0	0	0
11/5/2009	03:15 AM	0	0	0	0	0	0
11/5/2009	03:30 AM	0	0	0	0	0	0
11/5/2009	03:45 AM	0	0	0	0	0	0
11/5/2009	04:00 AM	0	1	2	0	2	1
11/5/2009	04:15 AM	0	0	0	0	0	0
11/5/2009	04:30 AM	0	0	0	0	0	0
11/5/2009	04:45 AM	0	0	0	0	0	0
11/5/2009	05:00 AM	0	0	0	0	0	0
11/5/2009	05:15 AM	0	0	0	0	0	0
11/5/2009	05:30 AM	1	1	0	0	1	1
11/5/2009	05:45 AM	0	0	0	0	0	0
11/5/2009	06:00 AM	0	0	0	0	0	0
11/5/2009	06:15 AM	0	0	0	0	0	0
11/5/2009	06:30 AM	0	0	0	0	0	0
11/5/2009	06:45 AM	2	1	0	0	2	1

# Appendix A - Raw Mechanical Data

Location 1: Shakopee CVS  
Location 2: Shakopee, MN

RAW DATA

Date	Start Time	EAST DRIVE		WEST DRIVE		TOTAL	
		IN	OUT	IN	OUT	IN	OUT
11/5/2009	07:00 AM	5	0	0	0	5	0
11/5/2009	07:15 AM	3	2	2	2	5	4
11/5/2009	07:30 AM	3	0	0	4	3	4
11/5/2009	07:45 AM	3	4	0	0	3	4
11/5/2009	08:00 AM	5	0	0	1	5	1
11/5/2009	08:15 AM	3	1	4	0	7	1
11/5/2009	08:30 AM	1	1	0	6	1	7
11/5/2009	08:45 AM	3	2	1	1	4	3
11/5/2009	09:00 AM	5	3	1	5	6	8
11/5/2009	09:15 AM	4	3	0	3	4	6
11/5/2009	09:30 AM	6	3	4	0	10	3
11/5/2009	09:45 AM	2	5	9	9	11	14
11/5/2009	10:00 AM	1	1	5	4	6	5
11/5/2009	10:15 AM	4	1	2	0	6	1
11/5/2009	10:30 AM	7	3	0	5	7	8
11/5/2009	10:45 AM	4	1	6	7	10	8
11/5/2009	11:00 AM	5	3	5	5	10	8
11/5/2009	11:15 AM	2	2	6	6	8	8
11/5/2009	11:30 AM	1	1	6	11	7	12
11/5/2009	11:45 AM	8	2	4	4	12	6
11/5/2009	12:00 PM	4	4	0	3	4	7
11/5/2009	12:15 PM	6	7	1	4	7	11
11/5/2009	12:30 PM	5	7	2	2	7	9
11/5/2009	12:45 PM	6	1	8	15	14	16
11/5/2009	01:00 PM	5	4	5	4	10	8
11/5/2009	01:15 PM	4	4	9	5	13	9
11/5/2009	01:30 PM	6	6	4	3	10	9
11/5/2009	01:45 PM	3	5	0	0	3	5
11/5/2009	02:00 PM	5	4	5	6	10	10
11/5/2009	02:15 PM	2	4	0	1	2	5
11/5/2009	02:30 PM	8	5	3	8	11	13
11/5/2009	02:45 PM	5	2	2	3	7	5
11/5/2009	03:00 PM	8	5	7	6	15	11
11/5/2009	03:15 PM	7	5	5	4	12	9
11/5/2009	03:30 PM	3	7	8	6	11	13
11/5/2009	03:45 PM	4	4	3	4	7	8
11/5/2009	04:00 PM	10	10	4	8	14	18
11/5/2009	04:15 PM	7	7	7	1	14	8
11/5/2009	04:30 PM	6	7	2	2	8	9
11/5/2009	04:45 PM	9	7	2	2	11	9
11/5/2009	05:00 PM	10	8	6	5	16	13
11/5/2009	05:15 PM	12	7	1	7	13	14
11/5/2009	05:30 PM	9	5	1	9	10	14
11/5/2009	05:45 PM	7	8	10	6	17	14
11/5/2009	06:00 PM	7	7	3	4	10	11
11/5/2009	06:15 PM	7	1	0	10	7	11
11/5/2009	06:30 PM	9	7	2	4	11	11
11/5/2009	06:45 PM	4	6	2	2	6	8
11/5/2009	07:00 PM	6	4	2	4	8	8
11/5/2009	07:15 PM	14	10	4	7	18	17
11/5/2009	07:30 PM	4	4	2	4	6	8
11/5/2009	07:45 PM	5	2	3	7	8	9
11/5/2009	08:00 PM	4	3	2	2	6	5
11/5/2009	08:15 PM	1	4	4	0	5	4
11/5/2009	08:30 PM	5	4	2	8	7	12

# Appendix A - Raw Mechanical Data

Location 1: Shakopee CVS  
Location 2: Shakopee, MN

RAW DATA

Date	Start Time	EAST DRIVE		WEST DRIVE		TOTAL	
		IN	OUT	IN	OUT	IN	OUT
11/5/2009	08:45 PM	3	2	0	4	3	6
11/5/2009	09:00 PM	1	3	1	2	2	5
11/5/2009	09:15 PM	1	0	0	0	1	0
11/5/2009	09:30 PM	0	0	1	1	1	1
11/5/2009	09:45 PM	0	0	2	0	2	0
11/5/2009	10:00 PM	0	3	0	2	0	5
11/5/2009	10:15 PM	0	0	0	0	0	0
11/5/2009	10:30 PM	0	0	0	0	0	0
11/5/2009	10:45 PM	0	0	0	0	0	0
11/5/2009	11:00 PM	0	0	0	0	0	0
11/5/2009	11:15 PM	0	0	0	0	0	0
11/5/2009	11:30 PM	0	0	0	0	0	0
11/5/2009	11:45 PM	0	0	0	0	0	0
11/6/2009	12:00 AM	0	0	0	0	0	0
11/6/2009	12:15 AM	0	0	0	0	0	0
11/6/2009	12:30 AM	0	0	0	0	0	0
11/6/2009	12:45 AM	0	0	2	2	2	2
11/6/2009	01:00 AM	0	0	0	0	0	0
11/6/2009	01:15 AM	0	0	0	0	0	0
11/6/2009	01:30 AM	0	0	0	0	0	0
11/6/2009	01:45 AM	1	0	1	2	2	2
11/6/2009	02:00 AM	0	0	0	0	0	0
11/6/2009	02:15 AM	0	0	0	0	0	0
11/6/2009	02:30 AM	0	0	0	0	0	0
11/6/2009	02:45 AM	0	0	0	0	0	0
11/6/2009	03:00 AM	0	0	0	0	0	0
11/6/2009	03:15 AM	0	0	0	0	0	0
11/6/2009	03:30 AM	0	0	0	0	0	0
11/6/2009	03:45 AM	0	0	0	0	0	0
11/6/2009	04:00 AM	0	0	0	0	0	0
11/6/2009	04:15 AM	0	0	0	0	0	0
11/6/2009	04:30 AM	0	0	0	0	0	0
11/6/2009	04:45 AM	0	0	0	0	0	0
11/6/2009	05:00 AM	0	0	0	0	0	0
11/6/2009	05:15 AM	0	0	0	0	0	0
11/6/2009	05:30 AM	1	1	0	0	1	1
11/6/2009	05:45 AM	0	0	0	0	0	0
11/6/2009	06:00 AM	0	0	0	0	0	0
11/6/2009	06:15 AM	0	0	0	0	0	0
11/6/2009	06:30 AM	0	0	0	0	0	0
11/6/2009	06:45 AM	2	0	0	0	2	0
11/6/2009	07:00 AM	2	2	0	0	2	2
11/6/2009	07:15 AM	3	2	0	3	3	5
11/6/2009	07:30 AM	1	0	0	0	1	0
11/6/2009	07:45 AM	6	1	0	0	6	1
11/6/2009	08:00 AM	6	4	2	5	8	9
11/6/2009	08:15 AM	6	0	0	4	6	4
11/6/2009	08:30 AM	5	1	0	2	5	3
11/6/2009	08:45 AM	4	2	1	1	5	3
11/6/2009	09:00 AM	5	3	4	4	9	7
11/6/2009	09:15 AM	3	8	2	3	5	11
11/6/2009	09:30 AM	3	1	0	0	3	1
11/6/2009	09:45 AM	3	2	2	8	5	10
11/6/2009	10:00 AM	6	5	0	5	6	10
11/6/2009	10:15 AM	3	3	3	2	6	5

# Appendix A - Raw Mechanical Data

Location 1: Shakopee CVS  
Location 2: Shakopee, MN

RAW DATA

Date	Start Time	EAST DRIVE		WEST DRIVE		TOTAL	
		IN	OUT	IN	OUT	IN	OUT
11/6/2009	10:30 AM	1	4	1	0	2	4
11/6/2009	10:45 AM	6	2	6	2	12	4
11/6/2009	11:00 AM	9	8	1	0	10	8
11/6/2009	11:15 AM	7	6	4	1	11	7
11/6/2009	11:30 AM	6	5	0	4	6	9
11/6/2009	11:45 AM	4	5	1	3	5	8
11/6/2009	12:00 PM	6	5	6	3	12	8
11/6/2009	12:15 PM	4	4	0	4	4	8
11/6/2009	12:30 PM	6	4	4	3	10	7
11/6/2009	12:45 PM	6	7	4	4	10	11
11/6/2009	01:00 PM	4	3	0	5	4	8
11/6/2009	01:15 PM	10	6	5	5	15	11
11/6/2009	01:30 PM	7	7	4	4	11	11
11/6/2009	01:45 PM	8	7	2	8	10	15
11/6/2009	02:00 PM	8	5	6	7	14	12
11/6/2009	02:15 PM	9	1	3	8	12	9
11/6/2009	02:30 PM	5	6	1	6	6	12
11/6/2009	02:45 PM	8	8	3	4	11	12
11/6/2009	03:00 PM	10	6	10	3	20	9
11/6/2009	03:15 PM	15	11	2	7	17	18
11/6/2009	03:30 PM	6	10	8	4	14	14
11/6/2009	03:45 PM	10	8	4	8	14	16
11/6/2009	04:00 PM	11	6	5	9	16	15
11/6/2009	04:15 PM	18	8	6	10	24	18
11/6/2009	04:30 PM	7	12	7	5	14	17
11/6/2009	04:45 PM	9	6	7	9	16	15
11/6/2009	05:00 PM	6	4	5	9	11	13
11/6/2009	05:15 PM	9	7	1	11	10	18
11/6/2009	05:30 PM	7	4	0	6	7	10
11/6/2009	05:45 PM	10	7	5	1	15	8
11/6/2009	06:00 PM	11	8	4	4	15	12
11/6/2009	06:15 PM	5	7	2	6	7	13
11/6/2009	06:30 PM	11	4	4	2	15	6
11/6/2009	06:45 PM	9	10	0	5	9	15
11/6/2009	07:00 PM	3	4	0	13	3	17
11/6/2009	07:15 PM	8	7	12	4	20	11
11/6/2009	07:30 PM	0	1	3	6	3	7
11/6/2009	07:45 PM	3	5	5	5	8	10
11/6/2009	08:00 PM	8	2	5	7	13	9
11/6/2009	08:15 PM	1	5	2	2	3	7
11/6/2009	08:30 PM	3	2	0	0	3	2
11/6/2009	08:45 PM	0	1	2	5	2	6
11/6/2009	09:00 PM	5	0	4	0	9	0
11/6/2009	09:15 PM	1	5	1	0	2	5
11/6/2009	09:30 PM	1	1	3	2	4	3
11/6/2009	09:45 PM	2	2	0	2	2	4
11/6/2009	10:00 PM	0	2	0	2	0	4
11/6/2009	10:15 PM	0	0	0	0	0	0
11/6/2009	10:30 PM	1	1	0	0	1	1
11/6/2009	10:45 PM	0	0	0	0	0	0
11/6/2009	11:00 PM	0	0	0	0	0	0
11/6/2009	11:15 PM	1	1	0	0	1	1
11/6/2009	11:30 PM	0	0	0	0	0	0
11/6/2009	11:45 PM	0	0	0	0	0	0
11/7/2009	12:00 AM	0	0	0	0	0	0

# Appendix A - Raw Mechanical Data

Location 1: Shakopee CVS  
Location 2: Shakopee, MN

RAW DATA

Date	Start Time	EAST DRIVE		WEST DRIVE		TOTAL	
		IN	OUT	IN	OUT	IN	OUT
11/7/2009	12:15 AM	0	0	0	0	0	0
11/7/2009	12:30 AM	0	0	0	0	0	0
11/7/2009	12:45 AM	0	0	0	0	0	0
11/7/2009	01:00 AM	0	0	0	0	0	0
11/7/2009	01:15 AM	0	0	0	0	0	0
11/7/2009	01:30 AM	0	0	0	0	0	0
11/7/2009	01:45 AM	0	0	0	0	0	0
11/7/2009	02:00 AM	0	0	0	0	0	0
11/7/2009	02:15 AM	0	0	0	0	0	0
11/7/2009	02:30 AM	0	0	0	0	0	0
11/7/2009	02:45 AM	0	0	0	0	0	0
11/7/2009	03:00 AM	0	0	0	0	0	0
11/7/2009	03:15 AM	0	0	0	0	0	0
11/7/2009	03:30 AM	0	0	0	0	0	0
11/7/2009	03:45 AM	0	0	0	0	0	0
11/7/2009	04:00 AM	0	0	0	0	0	0
11/7/2009	04:15 AM	0	0	0	0	0	0
11/7/2009	04:30 AM	0	0	0	0	0	0
11/7/2009	04:45 AM	0	0	0	0	0	0
11/7/2009	05:00 AM	0	0	0	0	0	0
11/7/2009	05:15 AM	1	2	0	0	1	2
11/7/2009	05:30 AM	0	0	0	0	0	0
11/7/2009	05:45 AM	0	0	0	0	0	0
11/7/2009	06:00 AM	0	0	0	0	0	0
11/7/2009	06:15 AM	0	0	0	0	0	0
11/7/2009	06:30 AM	0	0	0	0	0	0
11/7/2009	06:45 AM	0	0	0	0	0	0
11/7/2009	07:00 AM	1	0	2	2	3	2
11/7/2009	07:15 AM	1	0	2	0	3	0
11/7/2009	07:30 AM	2	2	0	0	2	2
11/7/2009	07:45 AM	3	1	0	3	3	4
11/7/2009	08:00 AM	4	1	0	0	4	1
11/7/2009	08:15 AM	0	1	0	1	0	2
11/7/2009	08:30 AM	3	1	0	0	3	1
11/7/2009	08:45 AM	2	0	0	2	2	2
11/7/2009	09:00 AM	2	1	1	1	3	2
11/7/2009	09:15 AM	5	1	1	1	6	2
11/7/2009	09:30 AM	4	2	0	0	4	2
11/7/2009	09:45 AM	1	3	4	2	5	5
11/7/2009	10:00 AM	7	2	2	6	9	8
11/7/2009	10:15 AM	3	3	1	4	4	7
11/7/2009	10:30 AM	6	4	4	3	10	7
11/7/2009	10:45 AM	1	4	1	3	2	7
11/7/2009	11:00 AM	6	5	4	6	10	11
11/7/2009	11:15 AM	10	4	2	6	12	10
11/7/2009	11:30 AM	8	1	2	1	10	2
11/7/2009	11:45 AM	11	5	0	13	11	18
11/7/2009	12:00 PM	5	6	1	10	6	16
11/7/2009	12:15 PM	5	2	2	7	7	9
11/7/2009	12:30 PM	3	3	1	7	4	10
11/7/2009	12:45 PM	5	2	2	9	7	11
11/7/2009	01:00 PM	8	3	5	8	13	11
11/7/2009	01:15 PM	6	5	2	8	8	13
11/7/2009	01:30 PM	4	1	2	2	6	3
11/7/2009	01:45 PM	4	4	3	7	7	11

# Appendix A - Raw Mechanical Data

Location 1: Shakopee CVS  
Location 2: Shakopee, MN

RAW DATA

Date	Start Time	EAST DRIVE		WEST DRIVE		TOTAL	
		IN	OUT	IN	OUT	IN	OUT
11/7/2009	02:00 PM	4	5	3	2	7	7
11/7/2009	02:15 PM	9	2	4	8	13	10
11/7/2009	02:30 PM	5	2	2	4	7	6
11/7/2009	02:45 PM	6	5	0	2	6	7
11/7/2009	03:00 PM	3	2	1	9	4	11
11/7/2009	03:15 PM	6	6	4	1	10	7
11/7/2009	03:30 PM	7	4	5	7	12	11
11/7/2009	03:45 PM	7	4	0	5	7	9
11/7/2009	04:00 PM	10	7	2	4	12	11
11/7/2009	04:15 PM	8	10	6	2	14	12
11/7/2009	04:30 PM	12	9	3	7	15	16
11/7/2009	04:45 PM	7	2	5	4	12	6
11/7/2009	05:00 PM	3	4	5	4	8	8
11/7/2009	05:15 PM	3	4	4	6	7	10
11/7/2009	05:30 PM	9	7	2	5	11	12
11/7/2009	05:45 PM	4	3	2	1	6	4
11/7/2009	06:00 PM	5	5	1	5	6	10
11/7/2009	06:15 PM	10	4	1	3	11	7
11/7/2009	06:30 PM	5	8	2	3	7	11
11/7/2009	06:45 PM	6	5	4	2	10	7
11/7/2009	07:00 PM	4	1	2	6	6	7
11/7/2009	07:15 PM	4	1	5	3	9	4
11/7/2009	07:30 PM	1	2	2	5	3	7
11/7/2009	07:45 PM	2	1	5	4	7	5
11/7/2009	08:00 PM	2	2	0	0	2	2
11/7/2009	08:15 PM	3	2	7	3	10	5
11/7/2009	08:30 PM	3	1	1	6	4	7
11/7/2009	08:45 PM	1	1	5	3	6	4
11/7/2009	09:00 PM	0	0	2	0	2	0
11/7/2009	09:15 PM	2	0	0	1	2	1
11/7/2009	09:30 PM	6	5	1	1	7	6
11/7/2009	09:45 PM	1	3	2	0	3	3
11/7/2009	10:00 PM	1	0	5	5	6	5
11/7/2009	10:15 PM	1	1	0	3	1	4
11/7/2009	10:30 PM	0	0	0	0	0	0
11/7/2009	10:45 PM	0	0	0	0	0	0
11/7/2009	11:00 PM	4	3	2	1	6	4
11/7/2009	11:15 PM	2	1	0	0	2	1
11/7/2009	11:30 PM	0	2	0	0	0	2
11/7/2009	11:45 PM	0	0	0	0	0	0

# Appendix A - Raw Mechanical Data

Location 1: Eden Prairie CVS - Driveway  
Location 2: Eden Prairie, MN

RAW DATA

Date	Time	IN	OUT	TOTAL
11/4/2009	12:00 AM	0	0	0
11/4/2009	12:15 AM	0	0	0
11/4/2009	12:30 AM	0	0	0
11/4/2009	12:45 AM	0	0	0
11/4/2009	01:00 AM	0	0	0
11/4/2009	01:15 AM	0	0	0
11/4/2009	01:30 AM	0	0	0
11/4/2009	01:45 AM	0	0	0
11/4/2009	02:00 AM	0	0	0
11/4/2009	02:15 AM	0	0	0
11/4/2009	02:30 AM	0	0	0
11/4/2009	02:45 AM	0	0	0
11/4/2009	03:00 AM	0	0	0
11/4/2009	03:15 AM	0	0	0
11/4/2009	03:30 AM	1	1	2
11/4/2009	03:45 AM	0	0	0
11/4/2009	04:00 AM	0	0	0
11/4/2009	04:15 AM	0	0	0
11/4/2009	04:30 AM	2	1	3
11/4/2009	04:45 AM	0	0	0
11/4/2009	05:00 AM	0	0	0
11/4/2009	05:15 AM	0	0	0
11/4/2009	05:30 AM	0	0	0
11/4/2009	05:45 AM	0	0	0
11/4/2009	06:00 AM	1	0	1
11/4/2009	06:15 AM	0	0	0
11/4/2009	06:30 AM	3	2	5
11/4/2009	06:45 AM	0	0	0
11/4/2009	07:00 AM	2	0	2
11/4/2009	07:15 AM	5	5	10
11/4/2009	07:30 AM	6	6	12
11/4/2009	07:45 AM	6	5	11
11/4/2009	08:00 AM	4	8	12
11/4/2009	08:15 AM	10	5	15
11/4/2009	08:30 AM	9	8	17
11/4/2009	08:45 AM	7	10	17
11/4/2009	09:00 AM	9	10	19
11/4/2009	09:15 AM	10	7	17
11/4/2009	09:30 AM	5	7	12
11/4/2009	09:45 AM	5	9	14
11/4/2009	10:00 AM	5	4	9
11/4/2009	10:15 AM	13	6	19
11/4/2009	10:30 AM	12	15	27
11/4/2009	10:45 AM	6	14	20
11/4/2009	11:00 AM	4	10	14
11/4/2009	11:15 AM	17	9	26
11/4/2009	11:30 AM	17	24	41
11/4/2009	11:45 AM	8	18	26
11/4/2009	12:00 PM	23	16	39
11/4/2009	12:15 PM	16	22	38
11/4/2009	12:30 PM	18	21	39
11/4/2009	12:45 PM	18	25	43
11/4/2009	01:00 PM	24	22	46
11/4/2009	01:15 PM	14	23	37
11/4/2009	01:30 PM	13	16	29
11/4/2009	01:45 PM	8	20	28

# Appendix A - Raw Mechanical Data

Location 1: Eden Prairie CVS - Driveway  
 Location 2: Eden Prairie, MN

RAW DATA

Date	Time	IN	OUT	TOTAL
11/4/2009	02:00 PM	14	12	26
11/4/2009	02:15 PM	11	15	26
11/4/2009	02:30 PM	7	11	18
11/4/2009	02:45 PM	14	19	33
11/4/2009	03:00 PM	16	10	26
11/4/2009	03:15 PM	16	21	37
11/4/2009	03:30 PM	13	16	29
11/4/2009	03:45 PM	17	13	30
11/4/2009	04:00 PM	22	26	48
11/4/2009	04:15 PM	11	17	28
11/4/2009	04:30 PM	18	13	31
11/4/2009	04:45 PM	12	22	34
11/4/2009	05:00 PM	19	22	41
11/4/2009	05:15 PM	28	18	46
11/4/2009	05:30 PM	19	32	51
11/4/2009	05:45 PM	17	19	36
11/4/2009	06:00 PM	18	21	39
11/4/2009	06:15 PM	11	17	28
11/4/2009	06:30 PM	12	11	23
11/4/2009	06:45 PM	11	17	28
11/4/2009	07:00 PM	11	10	21
11/4/2009	07:15 PM	11	14	25
11/4/2009	07:30 PM	10	14	24
11/4/2009	07:45 PM	5	10	15
11/4/2009	08:00 PM	5	8	13
11/4/2009	08:15 PM	12	13	25
11/4/2009	08:30 PM	2	8	10
11/4/2009	08:45 PM	8	5	13
11/4/2009	09:00 PM	9	8	17
11/4/2009	09:15 PM	3	11	14
11/4/2009	09:30 PM	5	8	13
11/4/2009	09:45 PM	3	4	7
11/4/2009	10:00 PM	3	5	8
11/4/2009	10:15 PM	1	3	4
11/4/2009	10:30 PM	2	2	4
11/4/2009	10:45 PM	1	1	2
11/4/2009	11:00 PM	0	0	0
11/4/2009	11:15 PM	0	0	0
11/4/2009	11:30 PM	0	0	0
11/4/2009	11:45 PM	0	0	0
11/5/2009	12:00 AM	0	0	0
11/5/2009	12:15 AM	0	0	0
11/5/2009	12:30 AM	0	0	0
11/5/2009	12:45 AM	0	0	0
11/5/2009	01:00 AM	0	0	0
11/5/2009	01:15 AM	0	0	0
11/5/2009	01:30 AM	0	0	0
11/5/2009	01:45 AM	0	0	0
11/5/2009	02:00 AM	0	0	0
11/5/2009	02:15 AM	0	0	0
11/5/2009	02:30 AM	0	0	0
11/5/2009	02:45 AM	0	0	0
11/5/2009	03:00 AM	0	0	0
11/5/2009	03:15 AM	0	0	0
11/5/2009	03:30 AM	0	0	0
11/5/2009	03:45 AM	0	0	0

# Appendix A - Raw Mechanical Data

Location 1: Eden Prairie CVS - Driveway  
Location 2: Eden Prairie, MN

RAW DATA

Date	Time	IN	OUT	TOTAL
11/5/2009	04:00 AM	2	2	4
11/5/2009	04:15 AM	0	0	0
11/5/2009	04:30 AM	0	0	0
11/5/2009	04:45 AM	0	0	0
11/5/2009	05:00 AM	0	0	0
11/5/2009	05:15 AM	0	0	0
11/5/2009	05:30 AM	0	0	0
11/5/2009	05:45 AM	0	0	0
11/5/2009	06:00 AM	0	0	0
11/5/2009	06:15 AM	2	7	9
11/5/2009	06:30 AM	4	2	6
11/5/2009	06:45 AM	1	1	2
11/5/2009	07:00 AM	4	2	6
11/5/2009	07:15 AM	4	9	13
11/5/2009	07:30 AM	3	1	4
11/5/2009	07:45 AM	4	1	5
11/5/2009	08:00 AM	2	6	8
11/5/2009	08:15 AM	6	4	10
11/5/2009	08:30 AM	8	5	13
11/5/2009	08:45 AM	7	8	15
11/5/2009	09:00 AM	11	10	21
11/5/2009	09:15 AM	4	10	14
11/5/2009	09:30 AM	7	3	10
11/5/2009	09:45 AM	10	9	19
11/5/2009	10:00 AM	9	9	18
11/5/2009	10:15 AM	8	13	21
11/5/2009	10:30 AM	12	11	23
11/5/2009	10:45 AM	11	14	25
11/5/2009	11:00 AM	8	11	19
11/5/2009	11:15 AM	19	17	36
11/5/2009	11:30 AM	12	27	39
11/5/2009	11:45 AM	14	18	32
11/5/2009	12:00 PM	12	19	31
11/5/2009	12:15 PM	17	16	33
11/5/2009	12:30 PM	11	22	33
11/5/2009	12:45 PM	15	10	25
11/5/2009	01:00 PM	6	13	19
11/5/2009	01:15 PM	6	8	14
11/5/2009	01:30 PM	24	17	41
11/5/2009	01:45 PM	10	17	27
11/5/2009	02:00 PM	11	14	25
11/5/2009	02:15 PM	7	9	16
11/5/2009	02:30 PM	8	7	15
11/5/2009	02:45 PM	13	10	23
11/5/2009	03:00 PM	10	17	27
11/5/2009	03:15 PM	10	16	26
11/5/2009	03:30 PM	15	9	24
11/5/2009	03:45 PM	13	18	31
11/5/2009	04:00 PM	17	14	31
11/5/2009	04:15 PM	12	9	21
11/5/2009	04:30 PM	16	20	36
11/5/2009	04:45 PM	20	16	36
11/5/2009	05:00 PM	19	22	41
11/5/2009	05:15 PM	11	18	29
11/5/2009	05:30 PM	20	31	51
11/5/2009	05:45 PM	13	18	31

# Appendix A - Raw Mechanical Data

Location 1: Eden Prairie CVS - Driveway  
 Location 2: Eden Prairie, MN

RAW DATA

Date	Time	IN	OUT	TOTAL
11/5/2009	06:00 PM	12	13	25
11/5/2009	06:15 PM	11	14	25
11/5/2009	06:30 PM	11	15	26
11/5/2009	06:45 PM	8	12	20
11/5/2009	07:00 PM	12	14	26
11/5/2009	07:15 PM	13	17	30
11/5/2009	07:30 PM	6	7	13
11/5/2009	07:45 PM	12	17	29
11/5/2009	08:00 PM	12	17	29
11/5/2009	08:15 PM	15	13	28
11/5/2009	08:30 PM	6	11	17
11/5/2009	08:45 PM	6	9	15
11/5/2009	09:00 PM	8	11	19
11/5/2009	09:15 PM	6	3	9
11/5/2009	09:30 PM	4	8	12
11/5/2009	09:45 PM	0	4	4
11/5/2009	10:00 PM	7	11	18
11/5/2009	10:15 PM	0	2	2
11/5/2009	10:30 PM	0	2	2
11/5/2009	10:45 PM	0	0	0
11/5/2009	11:00 PM	1	2	3
11/5/2009	11:15 PM	1	1	2
11/5/2009	11:30 PM	0	0	0
11/5/2009	11:45 PM	0	0	0
11/6/2009	12:00 AM	0	0	0
11/6/2009	12:15 AM	0	0	0
11/6/2009	12:30 AM	0	0	0
11/6/2009	12:45 AM	0	0	0
11/6/2009	01:00 AM	0	0	0
11/6/2009	01:15 AM	0	0	0
11/6/2009	01:30 AM	0	0	0
11/6/2009	01:45 AM	0	0	0
11/6/2009	02:00 AM	0	0	0
11/6/2009	02:15 AM	0	0	0
11/6/2009	02:30 AM	0	0	0
11/6/2009	02:45 AM	0	0	0
11/6/2009	03:00 AM	0	0	0
11/6/2009	03:15 AM	0	0	0
11/6/2009	03:30 AM	0	0	0
11/6/2009	03:45 AM	0	0	0
11/6/2009	04:00 AM	0	0	0
11/6/2009	04:15 AM	1	1	2
11/6/2009	04:30 AM	0	0	0
11/6/2009	04:45 AM	0	0	0
11/6/2009	05:00 AM	0	0	0
11/6/2009	05:15 AM	0	0	0
11/6/2009	05:30 AM	0	0	0
11/6/2009	05:45 AM	0	0	0
11/6/2009	06:00 AM	0	0	0
11/6/2009	06:15 AM	0	0	0
11/6/2009	06:30 AM	1	1	2
11/6/2009	06:45 AM	1	0	1
11/6/2009	07:00 AM	1	1	2
11/6/2009	07:15 AM	1	2	3
11/6/2009	07:30 AM	9	2	11
11/6/2009	07:45 AM	4	5	9

# Appendix A - Raw Mechanical Data

Location 1: Eden Prairie CVS - Driveway  
Location 2: Eden Prairie, MN

RAW DATA

Date	Time	IN	OUT	TOTAL
11/6/2009	08:00 AM	2	6	8
11/6/2009	08:15 AM	12	6	18
11/6/2009	08:30 AM	2	9	11
11/6/2009	08:45 AM	7	6	13
11/6/2009	09:00 AM	6	6	12
11/6/2009	09:15 AM	6	8	14
11/6/2009	09:30 AM	14	12	26
11/6/2009	09:45 AM	11	7	18
11/6/2009	10:00 AM	10	12	22
11/6/2009	10:15 AM	13	13	26
11/6/2009	10:30 AM	10	16	26
11/6/2009	10:45 AM	10	12	22
11/6/2009	11:00 AM	11	13	24
11/6/2009	11:15 AM	16	11	27
11/6/2009	11:30 AM	18	18	36
11/6/2009	11:45 AM	12	18	30
11/6/2009	12:00 PM	14	12	26
11/6/2009	12:15 PM	16	17	33
11/6/2009	12:30 PM	19	23	42
11/6/2009	12:45 PM	13	18	31
11/6/2009	01:00 PM	13	11	24
11/6/2009	01:15 PM	13	13	26
11/6/2009	01:30 PM	16	18	34
11/6/2009	01:45 PM	20	23	43
11/6/2009	02:00 PM	6	15	21
11/6/2009	02:15 PM	23	23	46
11/6/2009	02:30 PM	7	12	19
11/6/2009	02:45 PM	6	13	19
11/6/2009	03:00 PM	17	11	28
11/6/2009	03:15 PM	16	20	36
11/6/2009	03:30 PM	10	15	25
11/6/2009	03:45 PM	21	13	34
11/6/2009	04:00 PM	7	13	20
11/6/2009	04:15 PM	12	16	28
11/6/2009	04:30 PM	11	8	19
11/6/2009	04:45 PM	18	24	42
11/6/2009	05:00 PM	13	16	29
11/6/2009	05:15 PM	17	11	28
11/6/2009	05:30 PM	13	15	28
11/6/2009	05:45 PM	18	21	39
11/6/2009	06:00 PM	15	21	36
11/6/2009	06:15 PM	16	17	33
11/6/2009	06:30 PM	12	27	39
11/6/2009	06:45 PM	14	9	23
11/6/2009	07:00 PM	10	13	23
11/6/2009	07:15 PM	14	23	37
11/6/2009	07:30 PM	14	14	28
11/6/2009	07:45 PM	9	12	21
11/6/2009	08:00 PM	8	10	18
11/6/2009	08:15 PM	4	10	14
11/6/2009	08:30 PM	7	10	17
11/6/2009	08:45 PM	7	4	11
11/6/2009	09:00 PM	3	6	9
11/6/2009	09:15 PM	3	5	8
11/6/2009	09:30 PM	7	4	11
11/6/2009	09:45 PM	4	8	12

# Appendix A - Raw Mechanical Data

Location 1: Eden Prairie CVS - Driveway  
Location 2: Eden Prairie, MN

RAW DATA

Date	Time	IN	OUT	TOTAL
11/6/2009	10:00 PM	3	9	12
11/6/2009	10:15 PM	0	0	0
11/6/2009	10:30 PM	3	2	5
11/6/2009	10:45 PM	3	4	7
11/6/2009	11:00 PM	1	1	2
11/6/2009	11:15 PM	0	0	0
11/6/2009	11:30 PM	0	0	0
11/6/2009	11:45 PM	0	0	0
11/7/2009	12:00 AM	0	0	0
11/7/2009	12:15 AM	0	0	0
11/7/2009	12:30 AM	0	0	0
11/7/2009	12:45 AM	0	0	0
11/7/2009	01:00 AM	0	0	0
11/7/2009	01:15 AM	0	0	0
11/7/2009	01:30 AM	0	0	0
11/7/2009	01:45 AM	0	0	0
11/7/2009	02:00 AM	0	0	0
11/7/2009	02:15 AM	0	0	0
11/7/2009	02:30 AM	0	0	0
11/7/2009	02:45 AM	0	0	0
11/7/2009	03:00 AM	0	0	0
11/7/2009	03:15 AM	0	0	0
11/7/2009	03:30 AM	0	0	0
11/7/2009	03:45 AM	0	0	0
11/7/2009	04:00 AM	0	2	2
11/7/2009	04:15 AM	0	0	0
11/7/2009	04:30 AM	0	0	0
11/7/2009	04:45 AM	0	0	0
11/7/2009	05:00 AM	0	0	0
11/7/2009	05:15 AM	0	0	0
11/7/2009	05:30 AM	0	0	0
11/7/2009	05:45 AM	0	0	0
11/7/2009	06:00 AM	2	0	2
11/7/2009	06:15 AM	0	2	2
11/7/2009	06:30 AM	1	0	1
11/7/2009	06:45 AM	0	0	0
11/7/2009	07:00 AM	0	0	0
11/7/2009	07:15 AM	1	1	2
11/7/2009	07:30 AM	0	0	0
11/7/2009	07:45 AM	2	2	4
11/7/2009	08:00 AM	4	3	7
11/7/2009	08:15 AM	2	3	5
11/7/2009	08:30 AM	3	3	6
11/7/2009	08:45 AM	4	3	7
11/7/2009	09:00 AM	6	2	8
11/7/2009	09:15 AM	6	6	12
11/7/2009	09:30 AM	2	6	8
11/7/2009	09:45 AM	11	6	17
11/7/2009	10:00 AM	11	16	27
11/7/2009	10:15 AM	6	6	12
11/7/2009	10:30 AM	12	11	23
11/7/2009	10:45 AM	11	10	21
11/7/2009	11:00 AM	14	16	30
11/7/2009	11:15 AM	10	12	22
11/7/2009	11:30 AM	13	16	29
11/7/2009	11:45 AM	14	17	31

# Appendix A - Raw Mechanical Data

Location 1: Eden Prairie CVS - Driveway  
Location 2: Eden Prairie, MN

RAW DATA

Date	Time	IN	OUT	TOTAL
11/7/2009	12:00 PM	14	23	37
11/7/2009	12:15 PM	10	12	22
11/7/2009	12:30 PM	15	21	36
11/7/2009	12:45 PM	12	15	27
11/7/2009	01:00 PM	14	9	23
11/7/2009	01:15 PM	10	17	27
11/7/2009	01:30 PM	18	11	29
11/7/2009	01:45 PM	20	26	46
11/7/2009	02:00 PM	8	18	26
11/7/2009	02:15 PM	11	15	26
11/7/2009	02:30 PM	11	11	22
11/7/2009	02:45 PM	13	14	27
11/7/2009	03:00 PM	12	9	21
11/7/2009	03:15 PM	16	18	34
11/7/2009	03:30 PM	15	15	30
11/7/2009	03:45 PM	5	14	19
11/7/2009	04:00 PM	5	9	14
11/7/2009	04:15 PM	17	16	33
11/7/2009	04:30 PM	9	11	20
11/7/2009	04:45 PM	10	9	19
11/7/2009	05:00 PM	6	16	22
11/7/2009	05:15 PM	4	5	9
11/7/2009	05:30 PM	16	8	24
11/7/2009	05:45 PM	13	15	28
11/7/2009	06:00 PM	9	18	27
11/7/2009	06:15 PM	9	13	22
11/7/2009	06:30 PM	6	9	15
11/7/2009	06:45 PM	5	5	10
11/7/2009	07:00 PM	8	4	12
11/7/2009	07:15 PM	6	9	15
11/7/2009	07:30 PM	11	10	21
11/7/2009	07:45 PM	8	13	21
11/7/2009	08:00 PM	8	8	16
11/7/2009	08:15 PM	6	12	18
11/7/2009	08:30 PM	1	3	4
11/7/2009	08:45 PM	8	6	14
11/7/2009	09:00 PM	8	14	22
11/7/2009	09:15 PM	5	5	10
11/7/2009	09:30 PM	1	2	3
11/7/2009	09:45 PM	4	4	8
11/7/2009	10:00 PM	3	5	8
11/7/2009	10:15 PM	2	2	4
11/7/2009	10:30 PM	1	1	2
11/7/2009	10:45 PM	0	0	0
11/7/2009	11:00 PM	1	2	3
11/7/2009	11:15 PM	0	0	0
11/7/2009	11:30 PM	0	0	0
11/7/2009	11:45 PM	0	0	0

# Appendix A - Raw Mechanical Data

Location 1: Plymouth CVS  
Location 2: Plymouth, MN

RAW DATA

Date	Time	NW DRIVE	SOUTH DRIVE		TOTALS	
		IN	IN	OUT	IN	OUT
11/3/2009	12:00 AM	0	1	0	1	0
11/3/2009	12:15 AM	0	0	2	0	2
11/3/2009	12:30 AM	0	1	0	1	0
11/3/2009	12:45 AM	0	1	1	1	1
11/3/2009	01:00 AM	1	1	2	2	2
11/3/2009	01:15 AM	0	0	0	0	0
11/3/2009	01:30 AM	0	1	1	1	1
11/3/2009	01:45 AM	0	0	0	0	0
11/3/2009	02:00 AM	0	0	0	0	0
11/3/2009	02:15 AM	0	0	0	0	0
11/3/2009	02:30 AM	0	0	0	0	0
11/3/2009	02:45 AM	0	0	0	0	0
11/3/2009	03:00 AM	0	0	0	0	0
11/3/2009	03:15 AM	0	2	1	2	1
11/3/2009	03:30 AM	5	0	0	5	0
11/3/2009	03:45 AM	0	0	0	0	0
11/3/2009	04:00 AM	0	1	1	1	1
11/3/2009	04:15 AM	0	0	0	0	0
11/3/2009	04:30 AM	0	1	1	1	1
11/3/2009	04:45 AM	0	0	0	0	0
11/3/2009	05:00 AM	2	0	2	2	2
11/3/2009	05:15 AM	0	0	0	0	0
11/3/2009	05:30 AM	3	3	5	6	5
11/3/2009	05:45 AM	0	1	2	1	2
11/3/2009	06:00 AM	1	3	2	4	2
11/3/2009	06:15 AM	0	1	2	1	2
11/3/2009	06:30 AM	0	1	1	1	1
11/3/2009	06:45 AM	0	4	7	4	7
11/3/2009	07:00 AM	0	5	10	5	10
11/3/2009	07:15 AM	0	9	6	9	6
11/3/2009	07:30 AM	0	8	12	8	12
11/3/2009	07:45 AM	2	5	7	7	7
11/3/2009	08:00 AM	2	6	8	8	8
11/3/2009	08:15 AM	2	2	5	4	5
11/3/2009	08:30 AM	3	2	6	5	6
11/3/2009	08:45 AM	0	2	3	2	3
11/3/2009	09:00 AM	2	7	3	9	3
11/3/2009	09:15 AM	1	8	10	9	10
11/3/2009	09:30 AM	2	13	14	15	14
11/3/2009	09:45 AM	7	5	14	12	14
11/3/2009	10:00 AM	2	7	8	9	8
11/3/2009	10:15 AM	0	10	11	10	11
11/3/2009	10:30 AM	0	5	5	5	5
11/3/2009	10:45 AM	4	9	13	13	13
11/3/2009	11:00 AM	1	13	21	14	21
11/3/2009	11:15 AM	2	8	8	10	8
11/3/2009	11:30 AM	2	7	9	9	9
11/3/2009	11:45 AM	2	7	6	9	6
11/3/2009	12:00 PM	4	13	9	17	9
11/3/2009	12:15 PM	2	6	14	8	14
11/3/2009	12:30 PM	5	9	15	14	15
11/3/2009	12:45 PM	0	13	12	13	12
11/3/2009	01:00 PM	0	4	17	4	17
11/3/2009	01:15 PM	2	13	8	15	8
11/3/2009	01:30 PM	2	10	14	12	14

# Appendix A - Raw Mechanical Data

Location 1: Plymouth CVS  
Location 2: Plymouth, MN

RAW DATA

Date	Time	NW DRIVE	SOUTH DRIVE		TOTALS	
		IN	IN	OUT	IN	OUT
11/3/2009	01:45 PM	0	7	12	7	12
11/3/2009	02:00 PM	2	13	11	15	11
11/3/2009	02:15 PM	2	9	13	11	13
11/3/2009	02:30 PM	1	11	14	12	14
11/3/2009	02:45 PM	2	11	14	13	14
11/3/2009	03:00 PM	0	13	15	13	15
11/3/2009	03:15 PM	5	13	14	18	14
11/3/2009	03:30 PM	2	13	19	15	19
11/3/2009	03:45 PM	8	17	18	25	18
11/3/2009	04:00 PM	6	10	10	16	10
11/3/2009	04:15 PM	7	10	17	17	17
11/3/2009	04:30 PM	3	17	16	20	16
11/3/2009	04:45 PM	6	14	26	20	26
11/3/2009	05:00 PM	0	13	17	13	17
11/3/2009	05:15 PM	0	6	9	6	9
11/3/2009	05:30 PM	2	12	13	14	13
11/3/2009	05:45 PM	3	8	8	11	8
11/3/2009	06:00 PM	6	6	13	12	13
11/3/2009	06:15 PM	3	15	12	18	12
11/3/2009	06:30 PM	0	7	13	7	13
11/3/2009	06:45 PM	10	6	13	16	13
11/3/2009	07:00 PM	0	7	7	7	7
11/3/2009	07:15 PM	2	8	15	10	15
11/3/2009	07:30 PM	2	5	6	7	6
11/3/2009	07:45 PM	3	4	4	7	4
11/3/2009	08:00 PM	4	10	15	14	15
11/3/2009	08:15 PM	3	5	3	8	3
11/3/2009	08:30 PM	2	5	13	7	13
11/3/2009	08:45 PM	6	8	9	14	9
11/3/2009	09:00 PM	5	7	7	12	7
11/3/2009	09:15 PM	0	4	9	4	9
11/3/2009	09:30 PM	0	4	3	4	3
11/3/2009	09:45 PM	2	4	4	6	4
11/3/2009	10:00 PM	4	3	3	7	3
11/3/2009	10:15 PM	2	3	6	5	6
11/3/2009	10:30 PM	0	1	4	1	4
11/3/2009	10:45 PM	5	4	4	9	4
11/3/2009	11:00 PM	2	2	4	4	4
11/3/2009	11:15 PM	2	0	2	2	2
11/3/2009	11:30 PM	0	2	1	2	1
11/3/2009	11:45 PM	2	2	4	4	4
11/4/2009	12:00 AM	0	1	1	1	1
11/4/2009	12:15 AM	1	0	0	1	0
11/4/2009	12:30 AM	0	0	0	0	0
11/4/2009	12:45 AM	0	1	0	1	0
11/4/2009	01:00 AM	0	0	1	0	1
11/4/2009	01:15 AM	0	0	0	0	0
11/4/2009	01:30 AM	0	0	0	0	0
11/4/2009	01:45 AM	0	0	0	0	0
11/4/2009	02:00 AM	0	0	0	0	0
11/4/2009	02:15 AM	0	0	0	0	0
11/4/2009	02:30 AM	0	1	0	1	0
11/4/2009	02:45 AM	0	0	1	0	1
11/4/2009	03:00 AM	0	0	0	0	0
11/4/2009	03:15 AM	0	0	0	0	0

# Appendix A - Raw Mechanical Data

Location 1: Plymouth CVS  
Location 2: Plymouth, MN

RAW DATA

Date	Time	NW DRIVE	SOUTH DRIVE		TOTALS	
		IN	IN	OUT	IN	OUT
11/4/2009	03:30 AM	0	0	0	0	0
11/4/2009	03:45 AM	0	0	0	0	0
11/4/2009	04:00 AM	0	0	0	0	0
11/4/2009	04:15 AM	2	1	0	3	0
11/4/2009	04:30 AM	1	3	2	4	2
11/4/2009	04:45 AM	0	0	0	0	0
11/4/2009	05:00 AM	0	1	1	1	1
11/4/2009	05:15 AM	0	0	0	0	0
11/4/2009	05:30 AM	0	1	2	1	2
11/4/2009	05:45 AM	0	2	2	2	2
11/4/2009	06:00 AM	0	1	0	1	0
11/4/2009	06:15 AM	0	3	3	3	3
11/4/2009	06:30 AM	0	3	6	3	6
11/4/2009	06:45 AM	5	11	9	16	9
11/4/2009	07:00 AM	9	4	13	13	13
11/4/2009	07:15 AM	1	10	10	11	10
11/4/2009	07:30 AM	2	12	13	14	13
11/4/2009	07:45 AM	1	7	13	8	13
11/4/2009	08:00 AM	2	3	9	5	9
11/4/2009	08:15 AM	0	9	10	9	10
11/4/2009	08:30 AM	2	7	11	9	11
11/4/2009	08:45 AM	0	6	5	6	5
11/4/2009	09:00 AM	0	4	7	4	7
11/4/2009	09:15 AM	3	11	11	14	11
11/4/2009	09:30 AM	2	14	18	16	18
11/4/2009	09:45 AM	0	10	13	10	13
11/4/2009	10:00 AM	2	6	7	8	7
11/4/2009	10:15 AM	2	18	15	20	15
11/4/2009	10:30 AM	5	8	12	13	12
11/4/2009	10:45 AM	4	5	8	9	8
11/4/2009	11:00 AM	0	8	14	8	14
11/4/2009	11:15 AM	4	10	10	14	10
11/4/2009	11:30 AM	0	6	12	6	12
11/4/2009	11:45 AM	4	10	8	14	8
11/4/2009	12:00 PM	4	19	12	23	12
11/4/2009	12:15 PM	2	11	15	13	15
11/4/2009	12:30 PM	0	15	25	15	25
11/4/2009	12:45 PM	6	14	16	20	16
11/4/2009	01:00 PM	6	12	16	18	16
11/4/2009	01:15 PM	8	9	9	17	9
11/4/2009	01:30 PM	4	11	11	15	11
11/4/2009	01:45 PM	6	7	15	13	15
11/4/2009	02:00 PM	2	9	12	11	12
11/4/2009	02:15 PM	4	15	16	19	16
11/4/2009	02:30 PM	2	18	18	20	18
11/4/2009	02:45 PM	0	10	15	10	15
11/4/2009	03:00 PM	6	17	17	23	17
11/4/2009	03:15 PM	4	13	21	17	21
11/4/2009	03:30 PM	3	15	16	18	16
11/4/2009	03:45 PM	5	17	17	22	17
11/4/2009	04:00 PM	1	15	20	16	20
11/4/2009	04:15 PM	7	22	16	29	16
11/4/2009	04:30 PM	0	23	17	23	17
11/4/2009	04:45 PM	10	12	20	22	20
11/4/2009	05:00 PM	2	15	25	17	25

# Appendix A - Raw Mechanical Data

Location 1: Plymouth CVS  
Location 2: Plymouth, MN

RAW DATA

Date	Time	NW DRIVE	SOUTH DRIVE		TOTALS	
		IN	IN	OUT	IN	OUT
11/4/2009	05:15 PM	3	17	19	20	19
11/4/2009	05:30 PM	8	10	13	18	13
11/4/2009	05:45 PM	6	8	13	14	13
11/4/2009	06:00 PM	11	6	15	17	15
11/4/2009	06:15 PM	4	4	10	8	10
11/4/2009	06:30 PM	7	15	18	22	18
11/4/2009	06:45 PM	3	9	18	12	18
11/4/2009	07:00 PM	0	12	10	12	10
11/4/2009	07:15 PM	2	10	10	12	10
11/4/2009	07:30 PM	0	7	12	7	12
11/4/2009	07:45 PM	5	8	8	13	8
11/4/2009	08:00 PM	0	8	10	8	10
11/4/2009	08:15 PM	6	6	4	12	4
11/4/2009	08:30 PM	0	6	8	6	8
11/4/2009	08:45 PM	3	4	10	7	10
11/4/2009	09:00 PM	4	6	4	10	4
11/4/2009	09:15 PM	5	6	16	11	16
11/4/2009	09:30 PM	0	3	6	3	6
11/4/2009	09:45 PM	3	3	0	6	0
11/4/2009	10:00 PM	0	3	7	3	7
11/4/2009	10:15 PM	2	6	8	8	8
11/4/2009	10:30 PM	0	5	3	5	3
11/4/2009	10:45 PM	0	0	1	0	1
11/4/2009	11:00 PM	3	1	1	4	1
11/4/2009	11:15 PM	0	3	2	3	2
11/4/2009	11:30 PM	2	0	2	2	2
11/4/2009	11:45 PM	0	1	1	1	1
11/5/2009	12:00 AM	0	0	0	0	0
11/5/2009	12:15 AM	2	3	2	5	2
11/5/2009	12:30 AM	1	1	1	2	1
11/5/2009	12:45 AM	3	1	0	4	0
11/5/2009	01:00 AM	0	0	0	0	0
11/5/2009	01:15 AM	0	0	0	0	0
11/5/2009	01:30 AM	0	1	0	1	0
11/5/2009	01:45 AM	0	1	2	1	2
11/5/2009	02:00 AM	0	0	0	0	0
11/5/2009	02:15 AM	0	0	0	0	0
11/5/2009	02:30 AM	0	0	0	0	0
11/5/2009	02:45 AM	0	0	0	0	0
11/5/2009	03:00 AM	0	0	0	0	0
11/5/2009	03:15 AM	0	0	0	0	0
11/5/2009	03:30 AM	0	0	0	0	0
11/5/2009	03:45 AM	0	0	0	0	0
11/5/2009	04:00 AM	0	0	0	0	0
11/5/2009	04:15 AM	0	0	0	0	0
11/5/2009	04:30 AM	2	1	1	3	1
11/5/2009	04:45 AM	2	2	3	4	3
11/5/2009	05:00 AM	0	0	0	0	0
11/5/2009	05:15 AM	0	1	1	1	1
11/5/2009	05:30 AM	0	0	3	0	3
11/5/2009	05:45 AM	1	0	0	1	0
11/5/2009	06:00 AM	0	0	0	0	0
11/5/2009	06:15 AM	0	0	0	0	0
11/5/2009	06:30 AM	0	0	0	0	0
11/5/2009	06:45 AM	2	9	6	11	6

# Appendix A - Raw Mechanical Data

Location 1: Plymouth CVS  
Location 2: Plymouth, MN

RAW DATA

Date	Time	NW DRIVE	SOUTH DRIVE		TOTALS	
		IN	IN	OUT	IN	OUT
11/5/2009	07:00 AM	2	8	12	10	12
11/5/2009	07:15 AM	3	2	6	5	6
11/5/2009	07:30 AM	3	4	4	7	4
11/5/2009	07:45 AM	8	3	4	11	4
11/5/2009	08:00 AM	3	5	6	8	6
11/5/2009	08:15 AM	3	8	8	11	8
11/5/2009	08:30 AM	4	3	5	7	5
11/5/2009	08:45 AM	7	6	6	13	6
11/5/2009	09:00 AM	3	3	9	6	9
11/5/2009	09:15 AM	0	6	6	6	6
11/5/2009	09:30 AM	0	7	5	7	5
11/5/2009	09:45 AM	2	4	5	6	5
11/5/2009	10:00 AM	4	9	14	13	14
11/5/2009	10:15 AM	0	8	5	8	5
11/5/2009	10:30 AM	3	9	13	12	13
11/5/2009	10:45 AM	0	9	17	9	17
11/5/2009	11:00 AM	4	12	15	16	15
11/5/2009	11:15 AM	3	8	16	11	16
11/5/2009	11:30 AM	5	12	17	17	17
11/5/2009	11:45 AM	4	17	15	21	15
11/5/2009	12:00 PM	11	7	22	18	22
11/5/2009	12:15 PM	4	19	23	23	23
11/5/2009	12:30 PM	0	8	8	8	8
11/5/2009	12:45 PM	8	15	22	23	22
11/5/2009	01:00 PM	4	8	14	12	14
11/5/2009	01:15 PM	9	11	12	20	12
11/5/2009	01:30 PM	4	7	15	11	15
11/5/2009	01:45 PM	0	6	10	6	10
11/5/2009	02:00 PM	5	14	4	19	4
11/5/2009	02:15 PM	2	10	19	12	19
11/5/2009	02:30 PM	5	11	17	16	17
11/5/2009	02:45 PM	5	10	11	15	11
11/5/2009	03:00 PM	7	11	18	18	18
11/5/2009	03:15 PM	15	15	15	30	15
11/5/2009	03:30 PM	2	20	24	22	24
11/5/2009	03:45 PM	8	12	15	20	15
11/5/2009	04:00 PM	0	6	15	6	15
11/5/2009	04:15 PM	0	16	8	16	8
11/5/2009	04:30 PM	0	10	13	10	13
11/5/2009	04:45 PM	4	9	18	13	18
11/5/2009	05:00 PM	2	17	16	19	16
11/5/2009	05:15 PM	11	13	27	24	27
11/5/2009	05:30 PM	4	7	11	11	11
11/5/2009	05:45 PM	3	13	12	16	12
11/5/2009	06:00 PM	5	8	13	13	13
11/5/2009	06:15 PM	4	15	23	19	23
11/5/2009	06:30 PM	7	8	13	15	13
11/5/2009	06:45 PM	5	6	12	11	12
11/5/2009	07:00 PM	2	7	14	9	14
11/5/2009	07:15 PM	9	9	16	18	16
11/5/2009	07:30 PM	3	6	10	9	10
11/5/2009	07:45 PM	3	5	6	8	6
11/5/2009	08:00 PM	2	13	12	15	12
11/5/2009	08:15 PM	0	10	11	10	11
11/5/2009	08:30 PM	0	4	9	4	9

# Appendix A - Raw Mechanical Data

Location 1: Plymouth CVS  
Location 2: Plymouth, MN

RAW DATA

Date	Time	NW DRIVE	SOUTH DRIVE		TOTALS	
		IN	IN	OUT	IN	OUT
11/5/2009	08:45 PM	2	12	15	14	15
11/5/2009	09:00 PM	0	11	10	11	10
11/5/2009	09:15 PM	2	4	8	6	8
11/5/2009	09:30 PM	2	10	8	12	8
11/5/2009	09:45 PM	0	2	11	2	11
11/5/2009	10:00 PM	4	0	4	4	4
11/5/2009	10:15 PM	3	3	2	6	2
11/5/2009	10:30 PM	0	2	1	2	1
11/5/2009	10:45 PM	0	1	1	1	1
11/5/2009	11:00 PM	0	1	3	1	3
11/5/2009	11:15 PM	0	1	0	1	0
11/5/2009	11:30 PM	0	2	2	2	2
11/5/2009	11:45 PM	2	1	1	3	1
11/6/2009	12:00 AM	3	0	3	3	3
11/6/2009	12:15 AM	0	0	0	0	0
11/6/2009	12:30 AM	0	1	1	1	1
11/6/2009	12:45 AM	0	1	1	1	1
11/6/2009	01:00 AM	0	0	1	0	1
11/6/2009	01:15 AM	0	1	1	1	1
11/6/2009	01:30 AM	0	0	0	0	0
11/6/2009	01:45 AM	0	0	0	0	0
11/6/2009	02:00 AM	0	0	0	0	0
11/6/2009	02:15 AM	0	0	0	0	0
11/6/2009	02:30 AM	0	0	0	0	0
11/6/2009	02:45 AM	2	1	1	3	1
11/6/2009	03:00 AM	0	0	1	0	1
11/6/2009	03:15 AM	0	1	0	1	0
11/6/2009	03:30 AM	0	0	0	0	0
11/6/2009	03:45 AM	0	0	1	0	1
11/6/2009	04:00 AM	0	0	0	0	0
11/6/2009	04:15 AM	0	1	1	1	1
11/6/2009	04:30 AM	0	0	0	0	0
11/6/2009	04:45 AM	0	0	0	0	0
11/6/2009	05:00 AM	3	1	1	4	1
11/6/2009	05:15 AM	0	0	0	0	0
11/6/2009	05:30 AM	0	4	6	4	6
11/6/2009	05:45 AM	2	1	1	3	1
11/6/2009	06:00 AM	0	1	0	1	0
11/6/2009	06:15 AM	0	1	1	1	1
11/6/2009	06:30 AM	2	2	3	4	3
11/6/2009	06:45 AM	0	4	1	4	1
11/6/2009	07:00 AM	0	4	10	4	10
11/6/2009	07:15 AM	0	2	3	2	3
11/6/2009	07:30 AM	3	7	2	10	2
11/6/2009	07:45 AM	0	6	4	6	4
11/6/2009	08:00 AM	0	5	6	5	6
11/6/2009	08:15 AM	2	4	7	6	7
11/6/2009	08:30 AM	0	5	13	5	13
11/6/2009	08:45 AM	0	6	5	6	5
11/6/2009	09:00 AM	0	7	3	7	3
11/6/2009	09:15 AM	0	6	11	6	11
11/6/2009	09:30 AM	5	6	5	11	5
11/6/2009	09:45 AM	2	9	11	11	11
11/6/2009	10:00 AM	2	4	6	6	6
11/6/2009	10:15 AM	0	9	5	9	5

# Appendix A - Raw Mechanical Data

Location 1: Plymouth CVS  
Location 2: Plymouth, MN

RAW DATA

Date	Time	NW DRIVE	SOUTH DRIVE		TOTALS	
		IN	IN	OUT	IN	OUT
11/6/2009	10:30 AM	6	17	19	23	19
11/6/2009	10:45 AM	6	9	11	15	11
11/6/2009	11:00 AM	3	13	16	16	16
11/6/2009	11:15 AM	3	13	10	16	10
11/6/2009	11:30 AM	2	5	13	7	13
11/6/2009	11:45 AM	3	12	12	15	12
11/6/2009	12:00 PM	10	9	13	19	13
11/6/2009	12:15 PM	0	18	23	18	23
11/6/2009	12:30 PM	6	7	16	13	16
11/6/2009	12:45 PM	0	7	7	7	7
11/6/2009	01:00 PM	2	4	10	6	10
11/6/2009	01:15 PM	1	8	17	9	17
11/6/2009	01:30 PM	2	13	11	15	11
11/6/2009	01:45 PM	9	13	13	22	13
11/6/2009	02:00 PM	5	15	19	20	19
11/6/2009	02:15 PM	0	9	12	9	12
11/6/2009	02:30 PM	4	8	16	12	16
11/6/2009	02:45 PM	5	11	12	16	12
11/6/2009	03:00 PM	0	15	22	15	22
11/6/2009	03:15 PM	11	6	14	17	14
11/6/2009	03:30 PM	4	5	11	9	11
11/6/2009	03:45 PM	7	9	15	16	15
11/6/2009	04:00 PM	8	12	18	20	18
11/6/2009	04:15 PM	4	8	14	12	14
11/6/2009	04:30 PM	4	10	11	14	11
11/6/2009	04:45 PM	7	8	18	15	18
11/6/2009	05:00 PM	1	6	12	7	12
11/6/2009	05:15 PM	5	10	11	15	11
11/6/2009	05:30 PM	6	14	18	20	18
11/6/2009	05:45 PM	4	13	17	17	17
11/6/2009	06:00 PM	0	9	19	9	19
11/6/2009	06:15 PM	4	6	8	10	8
11/6/2009	06:30 PM	0	7	7	7	7
11/6/2009	06:45 PM	3	6	10	9	10
11/6/2009	07:00 PM	4	8	5	12	5
11/6/2009	07:15 PM	4	7	10	11	10
11/6/2009	07:30 PM	0	3	4	3	4
11/6/2009	07:45 PM	5	5	10	10	10
11/6/2009	08:00 PM	0	6	7	6	7
11/6/2009	08:15 PM	3	5	5	8	5
11/6/2009	08:30 PM	2	6	6	8	6
11/6/2009	08:45 PM	7	7	10	14	10
11/6/2009	09:00 PM	2	5	2	7	2
11/6/2009	09:15 PM	6	4	9	10	9
11/6/2009	09:30 PM	2	6	5	8	5
11/6/2009	09:45 PM	2	7	7	9	7
11/6/2009	10:00 PM	2	9	13	11	13
11/6/2009	10:15 PM	0	7	8	7	8
11/6/2009	10:30 PM	2	4	7	6	7
11/6/2009	10:45 PM	0	2	5	2	5
11/6/2009	11:00 PM	4	2	6	6	6
11/6/2009	11:15 PM	0	12	12	12	12
11/6/2009	11:30 PM	2	0	4	2	4
11/6/2009	11:45 PM	2	3	4	5	4
11/7/2009	12:00 AM	3	4	2	7	2

# Appendix A - Raw Mechanical Data

Location 1: Plymouth CVS  
Location 2: Plymouth, MN

RAW DATA

Date	Time	NW DRIVE	SOUTH DRIVE		TOTALS	
		IN	IN	OUT	IN	OUT
11/7/2009	12:15 AM	0	0	1	0	1
11/7/2009	12:30 AM	3	0	2	3	2
11/7/2009	12:45 AM	0	0	0	0	0
11/7/2009	01:00 AM	0	0	0	0	0
11/7/2009	01:15 AM	0	0	0	0	0
11/7/2009	01:30 AM	0	1	2	1	2
11/7/2009	01:45 AM	0	2	1	2	1
11/7/2009	02:00 AM	0	0	0	0	0
11/7/2009	02:15 AM	0	0	2	0	2
11/7/2009	02:30 AM	0	0	0	0	0
11/7/2009	02:45 AM	0	0	0	0	0
11/7/2009	03:00 AM	0	0	0	0	0
11/7/2009	03:15 AM	2	0	0	2	0
11/7/2009	03:30 AM	3	0	0	3	0
11/7/2009	03:45 AM	0	0	0	0	0
11/7/2009	04:00 AM	0	0	0	0	0
11/7/2009	04:15 AM	0	0	0	0	0
11/7/2009	04:30 AM	0	1	1	1	1
11/7/2009	04:45 AM	2	0	1	2	1
11/7/2009	05:00 AM	0	1	0	1	0
11/7/2009	05:15 AM	1	0	0	1	0
11/7/2009	05:30 AM	0	0	0	0	0
11/7/2009	05:45 AM	0	0	0	0	0
11/7/2009	06:00 AM	0	2	0	2	0
11/7/2009	06:15 AM	3	0	0	3	0
11/7/2009	06:30 AM	0	2	2	2	2
11/7/2009	06:45 AM	4	1	0	5	0
11/7/2009	07:00 AM	2	1	4	3	4
11/7/2009	07:15 AM	0	2	3	2	3
11/7/2009	07:30 AM	2	4	3	6	3
11/7/2009	07:45 AM	0	4	4	4	4
11/7/2009	08:00 AM	5	3	8	8	8
11/7/2009	08:15 AM	0	5	7	5	7
11/7/2009	08:30 AM	6	9	4	15	4
11/7/2009	08:45 AM	0	8	7	8	7
11/7/2009	09:00 AM	2	12	9	14	9
11/7/2009	09:15 AM	5	9	14	14	14
11/7/2009	09:30 AM	3	9	7	12	7
11/7/2009	09:45 AM	2	6	8	8	8
11/7/2009	10:00 AM	0	9	8	9	8
11/7/2009	10:15 AM	0	11	20	11	20
11/7/2009	10:30 AM	4	10	17	14	17
11/7/2009	10:45 AM	8	9	16	17	16
11/7/2009	11:00 AM	7	5	12	12	12
11/7/2009	11:15 AM	7	6	16	13	16
11/7/2009	11:30 AM	2	5	7	7	7
11/7/2009	11:45 AM	3	8	8	11	8
11/7/2009	12:00 PM	7	10	9	17	9
11/7/2009	12:15 PM	2	7	12	9	12
11/7/2009	12:30 PM	2	5	7	7	7
11/7/2009	12:45 PM	5	9	16	14	16
11/7/2009	01:00 PM	5	9	11	14	11
11/7/2009	01:15 PM	0	8	17	8	17
11/7/2009	01:30 PM	4	8	8	12	8
11/7/2009	01:45 PM	4	11	10	15	10

# Appendix A - Raw Mechanical Data

Location 1: Plymouth CVS  
Location 2: Plymouth, MN

RAW DATA

Date	Time	NW DRIVE	SOUTH DRIVE		TOTALS	
		IN	IN	OUT	IN	OUT
11/7/2009	02:00 PM	2	20	15	22	15
11/7/2009	02:15 PM	4	4	14	8	14
11/7/2009	02:30 PM	6	7	16	13	16
11/7/2009	02:45 PM	4	4	11	8	11
11/7/2009	03:00 PM	0	9	10	9	10
11/7/2009	03:15 PM	2	17	15	19	15
11/7/2009	03:30 PM	2	8	11	10	11
11/7/2009	03:45 PM	0	13	10	13	10
11/7/2009	04:00 PM	4	11	25	15	25
11/7/2009	04:15 PM	7	9	9	16	9
11/7/2009	04:30 PM	3	9	9	12	9
11/7/2009	04:45 PM	0	10	11	10	11
11/7/2009	05:00 PM	1	3	8	4	8
11/7/2009	05:15 PM	4	4	7	8	7
11/7/2009	05:30 PM	3	9	7	12	7
11/7/2009	05:45 PM	4	8	9	12	9
11/7/2009	06:00 PM	9	5	9	14	9
11/7/2009	06:15 PM	6	7	14	13	14
11/7/2009	06:30 PM	3	4	7	7	7
11/7/2009	06:45 PM	0	4	6	4	6
11/7/2009	07:00 PM	0	6	6	6	6
11/7/2009	07:15 PM	0	7	3	7	3
11/7/2009	07:30 PM	2	5	7	7	7
11/7/2009	07:45 PM	3	3	6	6	6
11/7/2009	08:00 PM	4	8	9	12	9
11/7/2009	08:15 PM	4	4	5	8	5
11/7/2009	08:30 PM	0	6	7	6	7
11/7/2009	08:45 PM	5	4	7	9	7
11/7/2009	09:00 PM	2	4	13	6	13
11/7/2009	09:15 PM	4	4	2	8	2
11/7/2009	09:30 PM	0	5	6	5	6
11/7/2009	09:45 PM	0	4	7	4	7
11/7/2009	10:00 PM	3	3	7	6	7
11/7/2009	10:15 PM	1	3	4	4	4
11/7/2009	10:30 PM	0	3	2	3	2
11/7/2009	10:45 PM	3	3	3	6	3
11/7/2009	11:00 PM	3	4	9	7	9
11/7/2009	11:15 PM	3	0	2	3	2
11/7/2009	11:30 PM	7	2	2	9	2
11/7/2009	11:45 PM	0	4	6	4	6

# Appendix A - Raw Mechanical Data

Location 1: New Hope CVS  
Location 2: New Hope, MN

RAW DATA

Date	Time	SE DRIVE		NW DRIVE	TOTAL	
		IN	OUT	IN	IN	OUT
11/3/2009	12:00 AM	0	0	0	0	0
11/3/2009	12:15 AM	0	0	0	0	0
11/3/2009	12:30 AM	0	0	0	0	0
11/3/2009	12:45 AM	0	0	0	0	0
11/3/2009	01:00 AM	0	0	0	0	0
11/3/2009	01:15 AM	0	0	0	0	0
11/3/2009	01:30 AM	0	0	0	0	0
11/3/2009	01:45 AM	0	0	0	0	0
11/3/2009	02:00 AM	0	0	0	0	0
11/3/2009	02:15 AM	0	0	0	0	0
11/3/2009	02:30 AM	0	0	0	0	0
11/3/2009	02:45 AM	0	0	0	0	0
11/3/2009	03:00 AM	1	2	0	1	2
11/3/2009	03:15 AM	0	0	0	0	0
11/3/2009	03:30 AM	0	0	0	0	0
11/3/2009	03:45 AM	0	0	0	0	0
11/3/2009	04:00 AM	0	0	0	0	0
11/3/2009	04:15 AM	0	0	0	0	0
11/3/2009	04:30 AM	0	0	0	0	0
11/3/2009	04:45 AM	4	3	0	4	3
11/3/2009	05:00 AM	0	0	0	0	0
11/3/2009	05:15 AM	0	0	0	0	0
11/3/2009	05:30 AM	0	0	0	0	0
11/3/2009	05:45 AM	0	0	0	0	0
11/3/2009	06:00 AM	0	0	0	0	0
11/3/2009	06:15 AM	0	2	0	0	2
11/3/2009	06:30 AM	4	2	4	8	2
11/3/2009	06:45 AM	5	4	0	5	4
11/3/2009	07:00 AM	3	4	2	5	4
11/3/2009	07:15 AM	9	7	4	13	7
11/3/2009	07:30 AM	4	4	10	14	4
11/3/2009	07:45 AM	2	3	6	8	3
11/3/2009	08:00 AM	1	5	8	9	5
11/3/2009	08:15 AM	8	4	6	14	4
11/3/2009	08:30 AM	14	4	3	17	4
11/3/2009	08:45 AM	6	7	4	10	7
11/3/2009	09:00 AM	5	6	6	11	6
11/3/2009	09:15 AM	11	13	6	17	13
11/3/2009	09:30 AM	7	8	9	16	8
11/3/2009	09:45 AM	9	5	5	14	5
11/3/2009	10:00 AM	6	12	9	15	12
11/3/2009	10:15 AM	9	5	8	17	5
11/3/2009	10:30 AM	7	9	4	11	9
11/3/2009	10:45 AM	3	2	0	3	2
11/3/2009	11:00 AM	5	7	3	8	7
11/3/2009	11:15 AM	5	10	3	8	10
11/3/2009	11:30 AM	7	1	2	9	1
11/3/2009	11:45 AM	11	9	8	19	9
11/3/2009	12:00 PM	16	9	12	28	9
11/3/2009	12:15 PM	9	10	14	23	10
11/3/2009	12:30 PM	11	12	5	16	12
11/3/2009	12:45 PM	10	8	10	20	8
11/3/2009	01:00 PM	2	4	10	12	4
11/3/2009	01:15 PM	5	7	8	13	7
11/3/2009	01:30 PM	14	10	10	24	10

# Appendix A - Raw Mechanical Data

Location 1: New Hope CVS  
Location 2: New Hope, MN

## RAW DATA

Date	Time	SE DRIVE		NW DRIVE	TOTAL	
		IN	OUT	IN	IN	OUT
11/3/2009	01:45 PM	7	8	20	27	8
11/3/2009	02:00 PM	6	7	6	12	7
11/3/2009	02:15 PM	9	12	2	11	12
11/3/2009	02:30 PM	12	11	9	21	11
11/3/2009	02:45 PM	7	7	4	11	7
11/3/2009	03:00 PM	9	10	15	24	10
11/3/2009	03:15 PM	9	13	15	24	13
11/3/2009	03:30 PM	5	8	12	17	8
11/3/2009	03:45 PM	9	9	13	22	9
11/3/2009	04:00 PM	0	6	15	15	6
11/3/2009	04:15 PM	11	10	13	24	10
11/3/2009	04:30 PM	10	9	13	23	9
11/3/2009	04:45 PM	14	9	16	30	9
11/3/2009	05:00 PM	12	14	18	30	14
11/3/2009	05:15 PM	18	14	3	21	14
11/3/2009	05:30 PM	17	16	9	26	16
11/3/2009	05:45 PM	9	7	4	13	7
11/3/2009	06:00 PM	11	11	10	21	11
11/3/2009	06:15 PM	9	10	12	21	10
11/3/2009	06:30 PM	9	9	11	20	9
11/3/2009	06:45 PM	14	13	9	23	13
11/3/2009	07:00 PM	4	3	5	9	3
11/3/2009	07:15 PM	3	4	12	15	4
11/3/2009	07:30 PM	5	7	6	11	7
11/3/2009	07:45 PM	5	8	4	9	8
11/3/2009	08:00 PM	4	8	10	14	8
11/3/2009	08:15 PM	8	9	5	13	9
11/3/2009	08:30 PM	5	4	0	5	4
11/3/2009	08:45 PM	3	5	2	5	5
11/3/2009	09:00 PM	2	4	0	2	4
11/3/2009	09:15 PM	2	3	0	2	3
11/3/2009	09:30 PM	0	0	3	3	0
11/3/2009	09:45 PM	1	0	2	3	0
11/3/2009	10:00 PM	0	6	0	0	6
11/3/2009	10:15 PM	0	1	2	2	1
11/3/2009	10:30 PM	0	0	1	1	0
11/3/2009	10:45 PM	0	1	0	0	1
11/3/2009	11:00 PM	0	0	0	0	0
11/3/2009	11:15 PM	0	0	0	0	0
11/3/2009	11:30 PM	0	0	0	0	0
11/3/2009	11:45 PM	0	0	0	0	0
11/4/2009	12:00 AM	0	0	0	0	0
11/4/2009	12:15 AM	0	0	0	0	0
11/4/2009	12:30 AM	0	0	0	0	0
11/4/2009	12:45 AM	0	0	0	0	0
11/4/2009	01:00 AM	0	0	0	0	0
11/4/2009	01:15 AM	0	0	0	0	0
11/4/2009	01:30 AM	0	0	0	0	0
11/4/2009	01:45 AM	0	0	0	0	0
11/4/2009	02:00 AM	0	0	0	0	0
11/4/2009	02:15 AM	0	0	0	0	0
11/4/2009	02:30 AM	0	0	0	0	0
11/4/2009	02:45 AM	0	0	0	0	0
11/4/2009	03:00 AM	0	0	0	0	0
11/4/2009	03:15 AM	0	0	0	0	0

# Appendix A - Raw Mechanical Data

Location 1: New Hope CVS  
Location 2: New Hope, MN

RAW DATA

Date	Time	SE DRIVE		NW DRIVE	TOTAL	
		IN	OUT	IN	IN	OUT
11/4/2009	03:30 AM	0	1	2	2	1
11/4/2009	03:45 AM	0	0	0	0	0
11/4/2009	04:00 AM	0	0	0	0	0
11/4/2009	04:15 AM	2	1	0	2	1
11/4/2009	04:30 AM	0	0	0	0	0
11/4/2009	04:45 AM	0	0	0	0	0
11/4/2009	05:00 AM	0	0	0	0	0
11/4/2009	05:15 AM	0	0	0	0	0
11/4/2009	05:30 AM	2	0	0	2	0
11/4/2009	05:45 AM	0	1	1	1	1
11/4/2009	06:00 AM	0	1	2	2	1
11/4/2009	06:15 AM	2	0	0	2	0
11/4/2009	06:30 AM	7	9	2	9	9
11/4/2009	06:45 AM	2	2	6	8	2
11/4/2009	07:00 AM	5	2	4	9	2
11/4/2009	07:15 AM	3	5	2	5	5
11/4/2009	07:30 AM	3	4	7	10	4
11/4/2009	07:45 AM	3	4	6	9	4
11/4/2009	08:00 AM	8	7	6	14	7
11/4/2009	08:15 AM	2	6	13	15	6
11/4/2009	08:30 AM	2	2	2	4	2
11/4/2009	08:45 AM	2	4	6	8	4
11/4/2009	09:00 AM	4	4	2	6	4
11/4/2009	09:15 AM	6	4	2	8	4
11/4/2009	09:30 AM	8	10	9	17	10
11/4/2009	09:45 AM	13	4	2	15	4
11/4/2009	10:00 AM	6	5	1	7	5
11/4/2009	10:15 AM	4	0	4	8	0
11/4/2009	10:30 AM	4	5	4	8	5
11/4/2009	10:45 AM	7	8	3	10	8
11/4/2009	11:00 AM	8	5	4	12	5
11/4/2009	11:15 AM	6	5	7	13	5
11/4/2009	11:30 AM	7	11	20	27	11
11/4/2009	11:45 AM	8	6	2	10	6
11/4/2009	12:00 PM	4	6	6	10	6
11/4/2009	12:15 PM	15	7	8	23	7
11/4/2009	12:30 PM	17	12	10	27	12
11/4/2009	12:45 PM	7	14	7	14	14
11/4/2009	01:00 PM	10	7	9	19	7
11/4/2009	01:15 PM	11	10	2	13	10
11/4/2009	01:30 PM	9	15	14	23	15
11/4/2009	01:45 PM	8	12	8	16	12
11/4/2009	02:00 PM	3	7	7	10	7
11/4/2009	02:15 PM	15	6	6	21	6
11/4/2009	02:30 PM	13	11	3	16	11
11/4/2009	02:45 PM	6	6	4	10	6
11/4/2009	03:00 PM	9	6	6	15	6
11/4/2009	03:15 PM	9	9	20	29	9
11/4/2009	03:30 PM	19	12	15	34	12
11/4/2009	03:45 PM	8	9	7	15	9
11/4/2009	04:00 PM	9	9	15	24	9
11/4/2009	04:15 PM	6	3	6	12	3
11/4/2009	04:30 PM	8	9	7	15	9
11/4/2009	04:45 PM	13	4	4	17	4
11/4/2009	05:00 PM	12	5	4	16	5

# Appendix A - Raw Mechanical Data

Location 1: New Hope CVS  
Location 2: New Hope, MN

RAW DATA

Date	Time	SE DRIVE		NW DRIVE	TOTAL	
		IN	OUT	IN	IN	OUT
11/4/2009	05:15 PM	6	9	7	13	9
11/4/2009	05:30 PM	8	7	11	19	7
11/4/2009	05:45 PM	3	8	8	11	8
11/4/2009	06:00 PM	11	8	10	21	8
11/4/2009	06:15 PM	16	17	11	27	17
11/4/2009	06:30 PM	9	16	13	22	16
11/4/2009	06:45 PM	5	13	9	14	13
11/4/2009	07:00 PM	6	5	6	12	5
11/4/2009	07:15 PM	5	5	1	6	5
11/4/2009	07:30 PM	7	6	2	9	6
11/4/2009	07:45 PM	9	5	5	14	5
11/4/2009	08:00 PM	7	9	6	13	9
11/4/2009	08:15 PM	7	8	7	14	8
11/4/2009	08:30 PM	3	3	0	3	3
11/4/2009	08:45 PM	5	4	2	7	4
11/4/2009	09:00 PM	6	6	3	9	6
11/4/2009	09:15 PM	4	6	7	11	6
11/4/2009	09:30 PM	0	3	2	2	3
11/4/2009	09:45 PM	5	1	7	12	1
11/4/2009	10:00 PM	0	2	0	0	2
11/4/2009	10:15 PM	3	2	4	7	2
11/4/2009	10:30 PM	0	3	2	2	3
11/4/2009	10:45 PM	0	1	2	2	1
11/4/2009	11:00 PM	0	0	0	0	0
11/4/2009	11:15 PM	0	0	0	0	0
11/4/2009	11:30 PM	0	0	0	0	0
11/4/2009	11:45 PM	0	0	0	0	0
11/5/2009	12:00 AM	0	0	0	0	0
11/5/2009	12:15 AM	0	0	0	0	0
11/5/2009	12:30 AM	0	0	0	0	0
11/5/2009	12:45 AM	0	0	0	0	0
11/5/2009	01:00 AM	0	0	0	0	0
11/5/2009	01:15 AM	0	0	0	0	0
11/5/2009	01:30 AM	0	0	0	0	0
11/5/2009	01:45 AM	0	0	0	0	0
11/5/2009	02:00 AM	0	0	0	0	0
11/5/2009	02:15 AM	0	0	0	0	0
11/5/2009	02:30 AM	0	0	0	0	0
11/5/2009	02:45 AM	0	0	0	0	0
11/5/2009	03:00 AM	0	0	0	0	0
11/5/2009	03:15 AM	0	0	0	0	0
11/5/2009	03:30 AM	0	0	0	0	0
11/5/2009	03:45 AM	0	0	0	0	0
11/5/2009	04:00 AM	0	0	0	0	0
11/5/2009	04:15 AM	0	4	0	0	4
11/5/2009	04:30 AM	0	0	0	0	0
11/5/2009	04:45 AM	0	0	0	0	0
11/5/2009	05:00 AM	2	1	0	2	1
11/5/2009	05:15 AM	0	0	0	0	0
11/5/2009	05:30 AM	0	0	0	0	0
11/5/2009	05:45 AM	0	1	1	1	1
11/5/2009	06:00 AM	2	3	0	2	3
11/5/2009	06:15 AM	0	2	1	1	2
11/5/2009	06:30 AM	3	11	2	5	11
11/5/2009	06:45 AM	0	0	4	4	0

# Appendix A - Raw Mechanical Data

Location 1: New Hope CVS  
Location 2: New Hope, MN

RAW DATA

Date	Time	SE DRIVE		NW DRIVE	TOTAL	
		IN	OUT	IN	IN	OUT
11/5/2009	07:00 AM	2	0	2	4	0
11/5/2009	07:15 AM	1	2	4	5	2
11/5/2009	07:30 AM	1	6	7	8	6
11/5/2009	07:45 AM	2	1	2	4	1
11/5/2009	08:00 AM	3	1	5	8	1
11/5/2009	08:15 AM	1	1	10	11	1
11/5/2009	08:30 AM	5	11	0	5	11
11/5/2009	08:45 AM	9	5	3	12	5
11/5/2009	09:00 AM	2	7	8	10	7
11/5/2009	09:15 AM	15	6	13	28	6
11/5/2009	09:30 AM	6	6	8	14	6
11/5/2009	09:45 AM	7	5	2	9	5
11/5/2009	10:00 AM	4	3	7	11	3
11/5/2009	10:15 AM	6	4	2	8	4
11/5/2009	10:30 AM	6	3	2	8	3
11/5/2009	10:45 AM	6	2	0	6	2
11/5/2009	11:00 AM	4	7	8	12	7
11/5/2009	11:15 AM	3	3	5	8	3
11/5/2009	11:30 AM	14	11	10	24	11
11/5/2009	11:45 AM	9	9	5	14	9
11/5/2009	12:00 PM	5	7	9	14	7
11/5/2009	12:15 PM	14	11	6	20	11
11/5/2009	12:30 PM	13	7	6	19	7
11/5/2009	12:45 PM	10	9	6	16	9
11/5/2009	01:00 PM	11	9	1	12	9
11/5/2009	01:15 PM	8	9	6	14	9
11/5/2009	01:30 PM	17	8	8	25	8
11/5/2009	01:45 PM	2	8	12	14	8
11/5/2009	02:00 PM	8	1	3	11	1
11/5/2009	02:15 PM	7	8	10	17	8
11/5/2009	02:30 PM	15	10	2	17	10
11/5/2009	02:45 PM	8	10	5	13	10
11/5/2009	03:00 PM	6	6	11	17	6
11/5/2009	03:15 PM	16	16	12	28	16
11/5/2009	03:30 PM	9	14	20	29	14
11/5/2009	03:45 PM	11	7	8	19	7
11/5/2009	04:00 PM	7	11	6	13	11
11/5/2009	04:15 PM	16	12	14	30	12
11/5/2009	04:30 PM	19	7	14	33	7
11/5/2009	04:45 PM	2	13	11	13	13
11/5/2009	05:00 PM	15	8	10	25	8
11/5/2009	05:15 PM	13	18	13	26	18
11/5/2009	05:30 PM	8	9	8	16	9
11/5/2009	05:45 PM	6	8	6	12	8
11/5/2009	06:00 PM	4	4	3	7	4
11/5/2009	06:15 PM	13	10	12	25	10
11/5/2009	06:30 PM	12	14	2	14	14
11/5/2009	06:45 PM	7	6	4	11	6
11/5/2009	07:00 PM	7	3	5	12	3
11/5/2009	07:15 PM	3	5	2	5	5
11/5/2009	07:30 PM	5	5	7	12	5
11/5/2009	07:45 PM	6	5	2	8	5
11/5/2009	08:00 PM	3	4	4	7	4
11/5/2009	08:15 PM	3	7	3	6	7
11/5/2009	08:30 PM	0	0	8	8	0

# Appendix A - Raw Mechanical Data

Location 1: New Hope CVS  
Location 2: New Hope, MN

## RAW DATA

Date	Time	SE DRIVE		NW DRIVE	TOTAL	
		IN	OUT	IN	IN	OUT
11/5/2009	08:45 PM	2	4	0	2	4
11/5/2009	09:00 PM	2	0	2	4	0
11/5/2009	09:15 PM	6	5	2	8	5
11/5/2009	09:30 PM	1	2	1	2	2
11/5/2009	09:45 PM	1	3	1	2	3
11/5/2009	10:00 PM	1	0	0	1	0
11/5/2009	10:15 PM	1	3	0	1	3
11/5/2009	10:30 PM	2	1	1	3	1
11/5/2009	10:45 PM	0	0	0	0	0
11/5/2009	11:00 PM	0	0	2	2	0
11/5/2009	11:15 PM	0	1	0	0	1
11/5/2009	11:30 PM	0	0	0	0	0
11/5/2009	11:45 PM	2	1	0	2	1
11/6/2009	12:00 AM	0	0	0	0	0
11/6/2009	12:15 AM	0	0	0	0	0
11/6/2009	12:30 AM	0	0	0	0	0
11/6/2009	12:45 AM	0	0	0	0	0
11/6/2009	01:00 AM	0	0	0	0	0
11/6/2009	01:15 AM	0	0	0	0	0
11/6/2009	01:30 AM	0	0	0	0	0
11/6/2009	01:45 AM	0	0	0	0	0
11/6/2009	02:00 AM	0	0	0	0	0
11/6/2009	02:15 AM	0	0	0	0	0
11/6/2009	02:30 AM	0	0	0	0	0
11/6/2009	02:45 AM	0	0	0	0	0
11/6/2009	03:00 AM	0	0	0	0	0
11/6/2009	03:15 AM	0	0	0	0	0
11/6/2009	03:30 AM	0	0	0	0	0
11/6/2009	03:45 AM	0	0	0	0	0
11/6/2009	04:00 AM	0	0	0	0	0
11/6/2009	04:15 AM	2	1	0	2	1
11/6/2009	04:30 AM	0	0	0	0	0
11/6/2009	04:45 AM	2	1	2	4	1
11/6/2009	05:00 AM	0	0	0	0	0
11/6/2009	05:15 AM	0	0	0	0	0
11/6/2009	05:30 AM	0	0	0	0	0
11/6/2009	05:45 AM	2	1	1	3	1
11/6/2009	06:00 AM	0	0	0	0	0
11/6/2009	06:15 AM	0	0	1	1	0
11/6/2009	06:30 AM	4	10	2	6	10
11/6/2009	06:45 AM	0	0	2	2	0
11/6/2009	07:00 AM	4	5	2	6	5
11/6/2009	07:15 AM	6	2	3	9	2
11/6/2009	07:30 AM	0	5	10	10	5
11/6/2009	07:45 AM	0	2	3	3	2
11/6/2009	08:00 AM	6	4	10	16	4
11/6/2009	08:15 AM	7	8	4	11	8
11/6/2009	08:30 AM	6	3	7	13	3
11/6/2009	08:45 AM	4	8	0	4	8
11/6/2009	09:00 AM	3	4	4	7	4
11/6/2009	09:15 AM	5	10	3	8	10
11/6/2009	09:30 AM	10	7	10	20	7
11/6/2009	09:45 AM	12	5	4	16	5
11/6/2009	10:00 AM	4	4	16	20	4
11/6/2009	10:15 AM	8	8	7	15	8

# Appendix A - Raw Mechanical Data

Location 1: New Hope CVS  
Location 2: New Hope, MN

## RAW DATA

Date	Time	SE DRIVE		NW DRIVE	TOTAL	
		IN	OUT	IN	IN	OUT
11/6/2009	10:30 AM	9	7	17	26	7
11/6/2009	10:45 AM	4	10	7	11	10
11/6/2009	11:00 AM	10	4	8	18	4
11/6/2009	11:15 AM	12	7	0	12	7
11/6/2009	11:30 AM	7	6	5	12	6
11/6/2009	11:45 AM	9	7	4	13	7
11/6/2009	12:00 PM	6	6	8	14	6
11/6/2009	12:15 PM	12	9	4	16	9
11/6/2009	12:30 PM	4	7	4	8	7
11/6/2009	12:45 PM	6	6	3	9	6
11/6/2009	01:00 PM	6	5	4	10	5
11/6/2009	01:15 PM	13	6	5	18	6
11/6/2009	01:30 PM	7	10	2	9	10
11/6/2009	01:45 PM	14	13	3	17	13
11/6/2009	02:00 PM	12	9	6	18	9
11/6/2009	02:15 PM	9	10	7	16	10
11/6/2009	02:30 PM	6	10	16	22	10
11/6/2009	02:45 PM	5	8	10	15	8
11/6/2009	03:00 PM	15	5	2	17	5
11/6/2009	03:15 PM	8	7	7	15	7
11/6/2009	03:30 PM	14	11	2	16	11
11/6/2009	03:45 PM	22	9	9	31	9
11/6/2009	04:00 PM	6	13	3	9	13
11/6/2009	04:15 PM	8	9	10	18	9
11/6/2009	04:30 PM	6	7	14	20	7
11/6/2009	04:45 PM	13	7	8	21	7
11/6/2009	05:00 PM	13	7	6	19	7
11/6/2009	05:15 PM	4	12	14	18	12
11/6/2009	05:30 PM	11	7	10	21	7
11/6/2009	05:45 PM	8	7	3	11	7
11/6/2009	06:00 PM	7	8	5	12	8
11/6/2009	06:15 PM	3	11	8	11	11
11/6/2009	06:30 PM	5	4	4	9	4
11/6/2009	06:45 PM	6	10	3	9	10
11/6/2009	07:00 PM	9	8	3	12	8
11/6/2009	07:15 PM	12	5	0	12	5
11/6/2009	07:30 PM	1	8	9	10	8
11/6/2009	07:45 PM	2	2	2	4	2
11/6/2009	08:00 PM	9	7	8	17	7
11/6/2009	08:15 PM	2	1	3	5	1
11/6/2009	08:30 PM	4	3	0	4	3
11/6/2009	08:45 PM	0	0	0	0	0
11/6/2009	09:00 PM	3	1	1	4	1
11/6/2009	09:15 PM	2	2	2	4	2
11/6/2009	09:30 PM	3	1	4	7	1
11/6/2009	09:45 PM	2	3	2	4	3
11/6/2009	10:00 PM	0	2	0	0	2
11/6/2009	10:15 PM	4	0	3	7	0
11/6/2009	10:30 PM	0	1	1	1	1
11/6/2009	10:45 PM	0	0	0	0	0
11/6/2009	11:00 PM	0	0	0	0	0
11/6/2009	11:15 PM	0	1	2	2	1
11/6/2009	11:30 PM	0	0	0	0	0
11/6/2009	11:45 PM	0	0	0	0	0
11/7/2009	12:00 AM	0	0	0	0	0

# Appendix A - Raw Mechanical Data

Location 1: New Hope CVS  
Location 2: New Hope, MN

RAW DATA

Date	Time	SE DRIVE		NW DRIVE	TOTAL	
		IN	OUT	IN	IN	OUT
11/7/2009	12:15 AM	0	0	0	0	0
11/7/2009	12:30 AM	0	0	0	0	0
11/7/2009	12:45 AM	0	0	0	0	0
11/7/2009	01:00 AM	0	0	0	0	0
11/7/2009	01:15 AM	0	0	0	0	0
11/7/2009	01:30 AM	0	0	0	0	0
11/7/2009	01:45 AM	0	0	0	0	0
11/7/2009	02:00 AM	0	0	0	0	0
11/7/2009	02:15 AM	0	0	0	0	0
11/7/2009	02:30 AM	0	0	0	0	0
11/7/2009	02:45 AM	0	0	0	0	0
11/7/2009	03:00 AM	0	0	0	0	0
11/7/2009	03:15 AM	0	0	0	0	0
11/7/2009	03:30 AM	0	0	0	0	0
11/7/2009	03:45 AM	0	0	0	0	0
11/7/2009	04:00 AM	0	0	0	0	0
11/7/2009	04:15 AM	0	0	0	0	0
11/7/2009	04:30 AM	0	0	0	0	0
11/7/2009	04:45 AM	1	2	2	3	2
11/7/2009	05:00 AM	0	2	0	0	2
11/7/2009	05:15 AM	0	0	0	0	0
11/7/2009	05:30 AM	0	0	0	0	0
11/7/2009	05:45 AM	0	0	0	0	0
11/7/2009	06:00 AM	0	0	0	0	0
11/7/2009	06:15 AM	0	0	0	0	0
11/7/2009	06:30 AM	0	0	0	0	0
11/7/2009	06:45 AM	2	0	2	4	0
11/7/2009	07:00 AM	0	0	0	0	0
11/7/2009	07:15 AM	0	0	2	2	0
11/7/2009	07:30 AM	0	1	0	0	1
11/7/2009	07:45 AM	1	1	2	3	1
11/7/2009	08:00 AM	0	0	2	2	0
11/7/2009	08:15 AM	0	0	0	0	0
11/7/2009	08:30 AM	9	2	6	15	2
11/7/2009	08:45 AM	10	11	2	12	11
11/7/2009	09:00 AM	3	9	0	3	9
11/7/2009	09:15 AM	4	2	6	10	2
11/7/2009	09:30 AM	4	3	5	9	3
11/7/2009	09:45 AM	8	4	9	17	4
11/7/2009	10:00 AM	5	7	3	8	7
11/7/2009	10:15 AM	11	5	8	19	5
11/7/2009	10:30 AM	9	9	3	12	9
11/7/2009	10:45 AM	6	3	7	13	3
11/7/2009	11:00 AM	5	7	9	14	7
11/7/2009	11:15 AM	7	6	2	9	6
11/7/2009	11:30 AM	11	8	9	20	8
11/7/2009	11:45 AM	2	8	6	8	8
11/7/2009	12:00 PM	16	8	10	26	8
11/7/2009	12:15 PM	6	5	6	12	5
11/7/2009	12:30 PM	8	7	12	20	7
11/7/2009	12:45 PM	8	9	7	15	9
11/7/2009	01:00 PM	6	5	6	12	5
11/7/2009	01:15 PM	7	5	8	15	5
11/7/2009	01:30 PM	4	3	5	9	3
11/7/2009	01:45 PM	9	3	4	13	3

# Appendix A - Raw Mechanical Data

Location 1: New Hope CVS  
Location 2: New Hope, MN

## RAW DATA

Date	Time	SE DRIVE		NW DRIVE	TOTAL	
		IN	OUT	IN	IN	OUT
11/7/2009	02:00 PM	3	6	6	9	6
11/7/2009	02:15 PM	5	11	10	15	11
11/7/2009	02:30 PM	6	6	2	8	6
11/7/2009	02:45 PM	6	4	5	11	4
11/7/2009	03:00 PM	9	5	3	12	5
11/7/2009	03:15 PM	6	5	6	12	5
11/7/2009	03:30 PM	10	8	5	15	8
11/7/2009	03:45 PM	7	9	11	18	9
11/7/2009	04:00 PM	3	6	6	9	6
11/7/2009	04:15 PM	4	4	2	6	4
11/7/2009	04:30 PM	15	10	14	29	10
11/7/2009	04:45 PM	6	2	2	8	2
11/7/2009	05:00 PM	5	6	4	9	6
11/7/2009	05:15 PM	2	4	2	4	4
11/7/2009	05:30 PM	10	4	11	21	4
11/7/2009	05:45 PM	5	12	2	7	12
11/7/2009	06:00 PM	8	10	1	9	10
11/7/2009	06:15 PM	5	2	0	5	2
11/7/2009	06:30 PM	6	11	3	9	11
11/7/2009	06:45 PM	2	1	4	6	1
11/7/2009	07:00 PM	1	2	2	3	2
11/7/2009	07:15 PM	4	3	2	6	3
11/7/2009	07:30 PM	5	4	6	11	4
11/7/2009	07:45 PM	1	2	4	5	2
11/7/2009	08:00 PM	10	5	6	16	5
11/7/2009	08:15 PM	2	5	6	8	5
11/7/2009	08:30 PM	2	4	3	5	4
11/7/2009	08:45 PM	3	3	4	7	3
11/7/2009	09:00 PM	9	2	1	10	2
11/7/2009	09:15 PM	8	6	1	9	6
11/7/2009	09:30 PM	6	9	9	15	9
11/7/2009	09:45 PM	2	3	0	2	3
11/7/2009	10:00 PM	0	3	2	2	3
11/7/2009	10:15 PM	0	1	2	2	1
11/7/2009	10:30 PM	2	0	4	6	0
11/7/2009	10:45 PM	1	3	0	1	3
11/7/2009	11:00 PM	0	0	0	0	0
11/7/2009	11:15 PM	0	0	0	0	0
11/7/2009	11:30 PM	0	0	0	0	0
11/7/2009	11:45 PM	0	0	0	0	0

# Appendix A - Raw Mechanical Data

Location 1: Mounds View CVS  
Location 2: Mounds View, MN

RAW DATA

Date	Time	NW DRIVE		SE DRIVE		TOTALS	
		IN	OUT	IN	OUT	IN	OUT
11/3/2009	12:00 AM	0	0	0	0	0	0
11/3/2009	12:15 AM	0	0	0	0	0	0
11/3/2009	12:30 AM	0	0	0	0	0	0
11/3/2009	12:45 AM	0	0	0	0	0	0
11/3/2009	01:00 AM	0	0	0	0	0	0
11/3/2009	01:15 AM	0	0	0	0	0	0
11/3/2009	01:30 AM	0	0	0	0	0	0
11/3/2009	01:45 AM	0	0	0	0	0	0
11/3/2009	02:00 AM	0	0	0	0	0	0
11/3/2009	02:15 AM	0	0	0	0	0	0
11/3/2009	02:30 AM	0	0	0	0	0	0
11/3/2009	02:45 AM	0	0	2	2	2	2
11/3/2009	03:00 AM	0	0	0	0	0	0
11/3/2009	03:15 AM	1	1	0	1	1	2
11/3/2009	03:30 AM	0	0	0	0	0	0
11/3/2009	03:45 AM	0	0	1	2	1	2
11/3/2009	04:00 AM	0	0	0	0	0	0
11/3/2009	04:15 AM	0	0	0	0	0	0
11/3/2009	04:30 AM	0	0	0	0	0	0
11/3/2009	04:45 AM	0	0	0	0	0	0
11/3/2009	05:00 AM	0	0	0	0	0	0
11/3/2009	05:15 AM	0	0	0	0	0	0
11/3/2009	05:30 AM	0	0	0	0	0	0
11/3/2009	05:45 AM	0	0	0	0	0	0
11/3/2009	06:00 AM	0	0	0	0	0	0
11/3/2009	06:15 AM	0	0	0	0	0	0
11/3/2009	06:30 AM	2	0	0	1	2	1
11/3/2009	06:45 AM	0	0	1	0	1	0
11/3/2009	07:00 AM	1	0	1	2	2	2
11/3/2009	07:15 AM	4	1	2	3	6	4
11/3/2009	07:30 AM	1	0	5	11	6	11
11/3/2009	07:45 AM	1	0	6	5	7	5
11/3/2009	08:00 AM	0	0	3	4	3	4
11/3/2009	08:15 AM	0	0	4	6	4	6
11/3/2009	08:30 AM	0	0	5	2	5	2
11/3/2009	08:45 AM	2	0	1	7	3	7
11/3/2009	09:00 AM	2	3	6	4	8	7
11/3/2009	09:15 AM	5	0	2	8	7	8
11/3/2009	09:30 AM	3	1	4	9	7	10
11/3/2009	09:45 AM	0	0	5	5	5	5
11/3/2009	10:00 AM	0	0	9	8	9	8
11/3/2009	10:15 AM	4	0	7	13	11	13
11/3/2009	10:30 AM	2	0	1	11	3	11
11/3/2009	10:45 AM	2	2	13	11	15	13
11/3/2009	11:00 AM	3	2	6	7	9	9
11/3/2009	11:15 AM	1	0	8	7	9	7
11/3/2009	11:30 AM	3	0	15	11	18	11
11/3/2009	11:45 AM	1	1	5	12	6	13
11/3/2009	12:00 PM	4	0	7	11	11	11
11/3/2009	12:15 PM	3	1	4	20	7	21
11/3/2009	12:30 PM	2	0	11	11	13	11
11/3/2009	12:45 PM	1	0	2	8	3	8
11/3/2009	01:00 PM	3	1	5	6	8	7
11/3/2009	01:15 PM	2	0	5	6	7	6
11/3/2009	01:30 PM	4	1	6	13	10	14

# Appendix A - Raw Mechanical Data

Location 1: Mounds View CVS  
Location 2: Mounds View, MN

RAW DATA

Date	Time	NW DRIVE		SE DRIVE		TOTALS	
		IN	OUT	IN	OUT	IN	OUT
11/3/2009	01:45 PM	1	2	6	9	7	11
11/3/2009	02:00 PM	3	0	3	5	6	5
11/3/2009	02:15 PM	3	0	7	15	10	15
11/3/2009	02:30 PM	3	1	4	14	7	15
11/3/2009	02:45 PM	8	1	8	15	16	16
11/3/2009	03:00 PM	3	0	11	14	14	14
11/3/2009	03:15 PM	2	0	5	12	7	12
11/3/2009	03:30 PM	1	1	8	13	9	14
11/3/2009	03:45 PM	3	0	5	12	8	12
11/3/2009	04:00 PM	2	1	10	9	12	10
11/3/2009	04:15 PM	5	0	9	18	14	18
11/3/2009	04:30 PM	3	0	12	13	15	13
11/3/2009	04:45 PM	2	3	9	14	11	17
11/3/2009	05:00 PM	1	1	16	13	17	14
11/3/2009	05:15 PM	1	0	10	14	11	14
11/3/2009	05:30 PM	3	1	10	7	13	8
11/3/2009	05:45 PM	2	0	7	13	9	13
11/3/2009	06:00 PM	1	0	3	12	4	12
11/3/2009	06:15 PM	0	1	11	8	11	9
11/3/2009	06:30 PM	1	0	10	17	11	17
11/3/2009	06:45 PM	4	0	7	16	11	16
11/3/2009	07:00 PM	2	0	9	14	11	14
11/3/2009	07:15 PM	2	0	6	5	8	5
11/3/2009	07:30 PM	1	4	13	14	14	18
11/3/2009	07:45 PM	2	0	5	9	7	9
11/3/2009	08:00 PM	2	0	3	9	5	9
11/3/2009	08:15 PM	0	0	6	8	6	8
11/3/2009	08:30 PM	0	0	0	7	0	7
11/3/2009	08:45 PM	1	0	1	0	2	0
11/3/2009	09:00 PM	0	0	4	5	4	5
11/3/2009	09:15 PM	0	0	6	9	6	9
11/3/2009	09:30 PM	0	0	6	10	6	10
11/3/2009	09:45 PM	0	0	3	6	3	6
11/3/2009	10:00 PM	0	0	1	10	1	10
11/3/2009	10:15 PM	0	0	0	0	0	0
11/3/2009	10:30 PM	0	0	0	0	0	0
11/3/2009	10:45 PM	0	0	0	0	0	0
11/3/2009	11:00 PM	0	0	0	0	0	0
11/3/2009	11:15 PM	0	0	0	0	0	0
11/3/2009	11:30 PM	0	0	0	0	0	0
11/3/2009	11:45 PM	0	0	0	0	0	0
11/4/2009	12:00 AM	0	0	0	0	0	0
11/4/2009	12:15 AM	0	0	0	0	0	0
11/4/2009	12:30 AM	0	0	0	0	0	0
11/4/2009	12:45 AM	0	0	0	0	0	0
11/4/2009	01:00 AM	0	0	0	0	0	0
11/4/2009	01:15 AM	0	0	0	0	0	0
11/4/2009	01:30 AM	0	0	0	0	0	0
11/4/2009	01:45 AM	0	0	0	0	0	0
11/4/2009	02:00 AM	0	0	0	0	0	0
11/4/2009	02:15 AM	0	0	0	0	0	0
11/4/2009	02:30 AM	0	0	0	0	0	0
11/4/2009	02:45 AM	0	0	0	0	0	0
11/4/2009	03:00 AM	1	0	0	2	1	2
11/4/2009	03:15 AM	0	0	0	0	0	0

# Appendix A - Raw Mechanical Data

Location 1: Mounds View CVS  
Location 2: Mounds View, MN

RAW DATA

Date	Time	NW DRIVE		SE DRIVE		TOTALS	
		IN	OUT	IN	OUT	IN	OUT
11/4/2009	03:30 AM	0	0	1	2	1	2
11/4/2009	03:45 AM	0	0	0	0	0	0
11/4/2009	04:00 AM	1	0	0	2	1	2
11/4/2009	04:15 AM	0	0	0	0	0	0
11/4/2009	04:30 AM	0	0	0	0	0	0
11/4/2009	04:45 AM	0	0	0	0	0	0
11/4/2009	05:00 AM	1	0	0	0	1	0
11/4/2009	05:15 AM	0	1	0	0	0	1
11/4/2009	05:30 AM	0	0	0	0	0	0
11/4/2009	05:45 AM	0	0	0	0	0	0
11/4/2009	06:00 AM	0	0	0	0	0	0
11/4/2009	06:15 AM	0	0	0	0	0	0
11/4/2009	06:30 AM	1	0	0	0	1	0
11/4/2009	06:45 AM	0	0	0	1	0	1
11/4/2009	07:00 AM	0	0	2	4	2	4
11/4/2009	07:15 AM	0	0	1	2	1	2
11/4/2009	07:30 AM	1	0	0	0	1	0
11/4/2009	07:45 AM	0	0	6	3	6	3
11/4/2009	08:00 AM	0	0	3	7	3	7
11/4/2009	08:15 AM	2	0	1	6	3	6
11/4/2009	08:30 AM	2	0	5	5	7	5
11/4/2009	08:45 AM	0	0	6	10	6	10
11/4/2009	09:00 AM	2	0	4	6	6	6
11/4/2009	09:15 AM	4	0	6	8	10	8
11/4/2009	09:30 AM	3	0	5	18	8	18
11/4/2009	09:45 AM	1	3	3	9	4	12
11/4/2009	10:00 AM	1	0	5	13	6	13
11/4/2009	10:15 AM	2	2	0	8	2	10
11/4/2009	10:30 AM	2	1	5	6	7	7
11/4/2009	10:45 AM	3	0	6	16	9	16
11/4/2009	11:00 AM	3	0	8	15	11	15
11/4/2009	11:15 AM	1	1	4	9	5	10
11/4/2009	11:30 AM	6	1	5	8	11	9
11/4/2009	11:45 AM	4	0	7	8	11	8
11/4/2009	12:00 PM	3	0	7	14	10	14
11/4/2009	12:15 PM	6	1	6	16	12	17
11/4/2009	12:30 PM	2	0	10	18	12	18
11/4/2009	12:45 PM	3	0	3	13	6	13
11/4/2009	01:00 PM	2	0	4	7	6	7
11/4/2009	01:15 PM	3	0	4	3	7	3
11/4/2009	01:30 PM	1	3	13	12	14	15
11/4/2009	01:45 PM	1	1	4	7	5	8
11/4/2009	02:00 PM	1	0	4	11	5	11
11/4/2009	02:15 PM	2	0	9	9	11	9
11/4/2009	02:30 PM	4	0	6	5	10	5
11/4/2009	02:45 PM	2	1	9	16	11	17
11/4/2009	03:00 PM	2	0	12	15	14	15
11/4/2009	03:15 PM	2	0	11	10	13	10
11/4/2009	03:30 PM	1	0	10	10	11	10
11/4/2009	03:45 PM	3	1	14	11	17	12
11/4/2009	04:00 PM	1	0	3	11	4	11
11/4/2009	04:15 PM	2	0	7	13	9	13
11/4/2009	04:30 PM	2	0	10	11	12	11
11/4/2009	04:45 PM	3	2	6	17	9	19
11/4/2009	05:00 PM	3	0	4	15	7	15

# Appendix A - Raw Mechanical Data

Location 1: Mounds View CVS  
Location 2: Mounds View, MN

RAW DATA

Date	Time	NW DRIVE		SE DRIVE		TOTALS	
		IN	OUT	IN	OUT	IN	OUT
11/4/2009	05:15 PM	2	1	6	7	8	8
11/4/2009	05:30 PM	1	0	11	9	12	9
11/4/2009	05:45 PM	0	0	9	11	9	11
11/4/2009	06:00 PM	2	0	13	13	15	13
11/4/2009	06:15 PM	3	1	8	13	11	14
11/4/2009	06:30 PM	1	0	7	9	8	9
11/4/2009	06:45 PM	3	1	6	11	9	12
11/4/2009	07:00 PM	0	0	9	12	9	12
11/4/2009	07:15 PM	4	0	5	8	9	8
11/4/2009	07:30 PM	1	0	5	16	6	16
11/4/2009	07:45 PM	1	0	3	6	4	6
11/4/2009	08:00 PM	0	0	2	6	2	6
11/4/2009	08:15 PM	0	0	8	6	8	6
11/4/2009	08:30 PM	1	0	0	3	1	3
11/4/2009	08:45 PM	1	0	3	3	4	3
11/4/2009	09:00 PM	2	0	8	9	10	9
11/4/2009	09:15 PM	0	0	1	12	1	12
11/4/2009	09:30 PM	1	1	0	0	1	1
11/4/2009	09:45 PM	0	0	4	4	4	4
11/4/2009	10:00 PM	0	0	2	8	2	8
11/4/2009	10:15 PM	0	0	0	1	0	1
11/4/2009	10:30 PM	0	0	0	0	0	0
11/4/2009	10:45 PM	0	0	0	0	0	0
11/4/2009	11:00 PM	0	0	0	0	0	0
11/4/2009	11:15 PM	0	0	0	0	0	0
11/4/2009	11:30 PM	0	0	0	0	0	0
11/4/2009	11:45 PM	0	0	0	0	0	0
11/5/2009	12:00 AM	0	0	0	0	0	0
11/5/2009	12:15 AM	0	0	0	0	0	0
11/5/2009	12:30 AM	0	0	0	0	0	0
11/5/2009	12:45 AM	0	0	0	0	0	0
11/5/2009	01:00 AM	0	0	0	0	0	0
11/5/2009	01:15 AM	0	0	0	0	0	0
11/5/2009	01:30 AM	0	0	0	0	0	0
11/5/2009	01:45 AM	0	0	0	0	0	0
11/5/2009	02:00 AM	0	0	0	0	0	0
11/5/2009	02:15 AM	0	0	0	0	0	0
11/5/2009	02:30 AM	0	0	0	0	0	0
11/5/2009	02:45 AM	0	0	0	0	0	0
11/5/2009	03:00 AM	0	0	0	0	0	0
11/5/2009	03:15 AM	1	0	3	3	4	3
11/5/2009	03:30 AM	0	0	0	0	0	0
11/5/2009	03:45 AM	1	0	0	2	1	2
11/5/2009	04:00 AM	0	0	0	0	0	0
11/5/2009	04:15 AM	0	0	2	1	2	1
11/5/2009	04:30 AM	0	0	0	0	0	0
11/5/2009	04:45 AM	0	0	0	0	0	0
11/5/2009	05:00 AM	0	0	0	0	0	0
11/5/2009	05:15 AM	0	0	0	0	0	0
11/5/2009	05:30 AM	0	0	0	0	0	0
11/5/2009	05:45 AM	0	0	0	0	0	0
11/5/2009	06:00 AM	0	1	1	0	1	1
11/5/2009	06:15 AM	0	0	0	0	0	0
11/5/2009	06:30 AM	2	0	2	2	4	2
11/5/2009	06:45 AM	0	1	1	1	1	2

# Appendix A - Raw Mechanical Data

Location 1: Mounds View CVS  
Location 2: Mounds View, MN

RAW DATA

Date	Time	NW DRIVE		SE DRIVE		TOTALS	
		IN	OUT	IN	OUT	IN	OUT
11/5/2009	07:00 AM	0	0	1	2	1	2
11/5/2009	07:15 AM	0	0	2	2	2	2
11/5/2009	07:30 AM	1	0	1	3	2	3
11/5/2009	07:45 AM	1	0	6	0	7	0
11/5/2009	08:00 AM	1	0	3	8	4	8
11/5/2009	08:15 AM	2	0	3	7	5	7
11/5/2009	08:30 AM	1	0	6	2	7	2
11/5/2009	08:45 AM	0	0	1	4	1	4
11/5/2009	09:00 AM	5	2	3	9	8	11
11/5/2009	09:15 AM	1	0	6	3	7	3
11/5/2009	09:30 AM	0	0	5	6	5	6
11/5/2009	09:45 AM	1	0	4	8	5	8
11/5/2009	10:00 AM	3	0	5	6	8	6
11/5/2009	10:15 AM	1	0	4	6	5	6
11/5/2009	10:30 AM	1	0	9	10	10	10
11/5/2009	10:45 AM	3	2	12	11	15	13
11/5/2009	11:00 AM	3	0	1	9	4	9
11/5/2009	11:15 AM	2	0	3	10	5	10
11/5/2009	11:30 AM	2	0	7	6	9	6
11/5/2009	11:45 AM	5	0	3	13	8	13
11/5/2009	12:00 PM	2	1	5	7	7	8
11/5/2009	12:15 PM	1	0	7	10	8	10
11/5/2009	12:30 PM	4	1	5	10	9	11
11/5/2009	12:45 PM	2	1	2	15	4	16
11/5/2009	01:00 PM	1	0	2	4	3	4
11/5/2009	01:15 PM	1	1	3	9	4	10
11/5/2009	01:30 PM	4	0	2	4	6	4
11/5/2009	01:45 PM	0	1	2	3	2	4
11/5/2009	02:00 PM	3	2	2	4	5	6
11/5/2009	02:15 PM	4	1	7	8	11	9
11/5/2009	02:30 PM	1	0	9	7	10	7
11/5/2009	02:45 PM	4	0	7	17	11	17
11/5/2009	03:00 PM	1	0	7	13	8	13
11/5/2009	03:15 PM	2	0	9	11	11	11
11/5/2009	03:30 PM	4	0	8	9	12	9
11/5/2009	03:45 PM	7	0	8	8	15	8
11/5/2009	04:00 PM	2	0	9	12	11	12
11/5/2009	04:15 PM	1	0	10	14	11	14
11/5/2009	04:30 PM	2	1	9	10	11	11
11/5/2009	04:45 PM	2	1	13	7	15	8
11/5/2009	05:00 PM	4	0	6	12	10	12
11/5/2009	05:15 PM	0	0	10	12	10	12
11/5/2009	05:30 PM	3	0	10	18	13	18
11/5/2009	05:45 PM	1	0	14	20	15	20
11/5/2009	06:00 PM	2	0	8	13	10	13
11/5/2009	06:15 PM	0	0	11	10	11	10
11/5/2009	06:30 PM	3	0	4	14	7	14
11/5/2009	06:45 PM	2	0	4	9	6	9
11/5/2009	07:00 PM	0	0	6	9	6	9
11/5/2009	07:15 PM	1	1	6	15	7	16
11/5/2009	07:30 PM	2	0	1	4	3	4
11/5/2009	07:45 PM	1	1	5	8	6	9
11/5/2009	08:00 PM	2	0	2	10	4	10
11/5/2009	08:15 PM	3	0	2	5	5	5
11/5/2009	08:30 PM	2	1	4	4	6	5

# Appendix A - Raw Mechanical Data

Location 1: Mounds View CVS  
Location 2: Mounds View, MN

RAW DATA

Date	Time	NW DRIVE		SE DRIVE		TOTALS	
		IN	OUT	IN	OUT	IN	OUT
11/5/2009	08:45 PM	0	0	1	6	1	6
11/5/2009	09:00 PM	0	1	0	4	0	5
11/5/2009	09:15 PM	0	0	3	2	3	2
11/5/2009	09:30 PM	0	0	5	3	5	3
11/5/2009	09:45 PM	0	0	0	2	0	2
11/5/2009	10:00 PM	0	0	0	4	0	4
11/5/2009	10:15 PM	1	1	2	4	3	5
11/5/2009	10:30 PM	0	0	0	0	0	0
11/5/2009	10:45 PM	0	0	1	3	1	3
11/5/2009	11:00 PM	0	0	0	0	0	0
11/5/2009	11:15 PM	0	0	1	1	1	1
11/5/2009	11:30 PM	0	0	0	0	0	0
11/5/2009	11:45 PM	0	0	0	0	0	0
11/6/2009	12:00 AM	0	0	0	0	0	0
11/6/2009	12:15 AM	0	0	0	0	0	0
11/6/2009	12:30 AM	0	0	0	0	0	0
11/6/2009	12:45 AM	0	0	0	0	0	0
11/6/2009	01:00 AM	0	0	0	0	0	0
11/6/2009	01:15 AM	0	0	0	0	0	0
11/6/2009	01:30 AM	0	0	0	0	0	0
11/6/2009	01:45 AM	0	0	0	0	0	0
11/6/2009	02:00 AM	0	0	0	0	0	0
11/6/2009	02:15 AM	0	0	0	0	0	0
11/6/2009	02:30 AM	0	0	0	0	0	0
11/6/2009	02:45 AM	0	0	0	0	0	0
11/6/2009	03:00 AM	0	0	0	0	0	0
11/6/2009	03:15 AM	0	0	1	0	1	0
11/6/2009	03:30 AM	2	0	0	4	2	4
11/6/2009	03:45 AM	0	0	0	0	0	0
11/6/2009	04:00 AM	0	0	1	2	1	2
11/6/2009	04:15 AM	0	0	0	0	0	0
11/6/2009	04:30 AM	0	0	0	0	0	0
11/6/2009	04:45 AM	0	0	0	0	0	0
11/6/2009	05:00 AM	0	0	0	0	0	0
11/6/2009	05:15 AM	0	0	0	0	0	0
11/6/2009	05:30 AM	0	0	0	0	0	0
11/6/2009	05:45 AM	0	0	0	0	0	0
11/6/2009	06:00 AM	0	0	0	0	0	0
11/6/2009	06:15 AM	0	0	0	0	0	0
11/6/2009	06:30 AM	1	0	0	0	1	0
11/6/2009	06:45 AM	0	0	1	2	1	2
11/6/2009	07:00 AM	1	0	0	2	1	2
11/6/2009	07:15 AM	1	0	2	3	3	3
11/6/2009	07:30 AM	1	0	3	1	4	1
11/6/2009	07:45 AM	1	0	1	3	2	3
11/6/2009	08:00 AM	0	0	4	2	4	2
11/6/2009	08:15 AM	2	1	2	4	4	5
11/6/2009	08:30 AM	2	0	6	7	8	7
11/6/2009	08:45 AM	3	0	6	7	9	7
11/6/2009	09:00 AM	2	1	4	8	6	9
11/6/2009	09:15 AM	2	0	3	5	5	5
11/6/2009	09:30 AM	1	1	5	14	6	15
11/6/2009	09:45 AM	2	0	4	3	6	3
11/6/2009	10:00 AM	3	0	6	8	9	8
11/6/2009	10:15 AM	3	0	13	8	16	8

# Appendix A - Raw Mechanical Data

Location 1: Mounds View CVS  
Location 2: Mounds View, MN

RAW DATA

Date	Time	NW DRIVE		SE DRIVE		TOTALS	
		IN	OUT	IN	OUT	IN	OUT
11/6/2009	10:30 AM	4	1	6	9	10	10
11/6/2009	10:45 AM	5	1	5	14	10	15
11/6/2009	11:00 AM	1	2	7	9	8	11
11/6/2009	11:15 AM	0	1	6	6	6	7
11/6/2009	11:30 AM	3	0	8	5	11	5
11/6/2009	11:45 AM	7	0	3	12	10	12
11/6/2009	12:00 PM	0	0	9	10	9	10
11/6/2009	12:15 PM	3	0	6	14	9	14
11/6/2009	12:30 PM	5	1	6	19	11	20
11/6/2009	12:45 PM	2	0	6	9	8	9
11/6/2009	01:00 PM	3	0	2	7	5	7
11/6/2009	01:15 PM	6	2	14	18	20	20
11/6/2009	01:30 PM	2	0	6	6	8	6
11/6/2009	01:45 PM	2	0	9	13	11	13
11/6/2009	02:00 PM	1	0	6	4	7	4
11/6/2009	02:15 PM	4	5	7	10	11	15
11/6/2009	02:30 PM	1	0	5	10	6	10
11/6/2009	02:45 PM	3	0	7	13	10	13
11/6/2009	03:00 PM	3	2	8	5	11	7
11/6/2009	03:15 PM	2	0	10	14	12	14
11/6/2009	03:30 PM	5	0	6	9	11	9
11/6/2009	03:45 PM	1	0	6	20	7	20
11/6/2009	04:00 PM	5	0	12	13	17	13
11/6/2009	04:15 PM	2	0	2	9	4	9
11/6/2009	04:30 PM	2	0	9	16	11	16
11/6/2009	04:45 PM	2	1	5	13	7	14
11/6/2009	05:00 PM	4	0	11	12	15	12
11/6/2009	05:15 PM	1	0	7	12	8	12
11/6/2009	05:30 PM	1	0	6	11	7	11
11/6/2009	05:45 PM	4	0	13	12	17	12
11/6/2009	06:00 PM	0	0	2	9	2	9
11/6/2009	06:15 PM	4	0	10	12	14	12
11/6/2009	06:30 PM	1	0	6	12	7	12
11/6/2009	06:45 PM	0	2	12	12	12	14
11/6/2009	07:00 PM	1	0	4	4	5	4
11/6/2009	07:15 PM	1	0	5	5	6	5
11/6/2009	07:30 PM	3	0	3	14	6	14
11/6/2009	07:45 PM	1	3	8	3	9	6
11/6/2009	08:00 PM	0	0	4	6	4	6
11/6/2009	08:15 PM	2	0	1	4	3	4
11/6/2009	08:30 PM	1	0	3	8	4	8
11/6/2009	08:45 PM	0	0	2	3	2	3
11/6/2009	09:00 PM	0	0	0	3	0	3
11/6/2009	09:15 PM	1	0	4	4	5	4
11/6/2009	09:30 PM	0	0	1	4	1	4
11/6/2009	09:45 PM	0	0	5	6	5	6
11/6/2009	10:00 PM	0	0	1	3	1	3
11/6/2009	10:15 PM	0	0	1	6	1	6
11/6/2009	10:30 PM	1	0	2	2	3	2
11/6/2009	10:45 PM	0	0	0	0	0	0
11/6/2009	11:00 PM	1	1	0	3	1	4
11/6/2009	11:15 PM	0	0	1	1	1	1
11/6/2009	11:30 PM	0	0	0	0	0	0
11/6/2009	11:45 PM	0	0	0	0	0	0
11/7/2009	12:00 AM	0	0	0	0	0	0

# Appendix A - Raw Mechanical Data

Location 1: Mounds View CVS  
Location 2: Mounds View, MN

RAW DATA

Date	Time	NW DRIVE		SE DRIVE		TOTALS	
		IN	OUT	IN	OUT	IN	OUT
11/7/2009	12:15 AM	0	0	0	0	0	0
11/7/2009	12:30 AM	0	0	0	0	0	0
11/7/2009	12:45 AM	0	0	0	0	0	0
11/7/2009	01:00 AM	0	0	0	0	0	0
11/7/2009	01:15 AM	1	0	0	2	1	2
11/7/2009	01:30 AM	0	0	0	0	0	0
11/7/2009	01:45 AM	0	0	0	0	0	0
11/7/2009	02:00 AM	0	0	0	0	0	0
11/7/2009	02:15 AM	0	0	0	0	0	0
11/7/2009	02:30 AM	0	0	0	0	0	0
11/7/2009	02:45 AM	0	0	0	0	0	0
11/7/2009	03:00 AM	0	0	0	0	0	0
11/7/2009	03:15 AM	0	0	0	0	0	0
11/7/2009	03:30 AM	0	0	1	2	1	2
11/7/2009	03:45 AM	0	0	0	0	0	0
11/7/2009	04:00 AM	0	0	0	0	0	0
11/7/2009	04:15 AM	0	0	0	0	0	0
11/7/2009	04:30 AM	0	0	0	0	0	0
11/7/2009	04:45 AM	1	0	0	0	1	0
11/7/2009	05:00 AM	0	0	0	1	0	1
11/7/2009	05:15 AM	0	0	0	0	0	0
11/7/2009	05:30 AM	0	0	0	0	0	0
11/7/2009	05:45 AM	0	0	0	0	0	0
11/7/2009	06:00 AM	0	0	0	0	0	0
11/7/2009	06:15 AM	0	0	0	0	0	0
11/7/2009	06:30 AM	0	0	1	0	1	0
11/7/2009	06:45 AM	0	0	2	0	2	0
11/7/2009	07:00 AM	0	0	0	0	0	0
11/7/2009	07:15 AM	1	0	0	1	1	1
11/7/2009	07:30 AM	0	0	1	0	1	0
11/7/2009	07:45 AM	0	0	1	3	1	3
11/7/2009	08:00 AM	1	0	0	1	1	1
11/7/2009	08:15 AM	1	0	0	0	1	0
11/7/2009	08:30 AM	5	0	8	9	13	9
11/7/2009	08:45 AM	0	1	8	6	8	7
11/7/2009	09:00 AM	2	0	5	6	7	6
11/7/2009	09:15 AM	2	1	1	6	3	7
11/7/2009	09:30 AM	1	0	7	7	8	7
11/7/2009	09:45 AM	2	0	8	11	10	11
11/7/2009	10:00 AM	0	0	5	6	5	6
11/7/2009	10:15 AM	3	0	7	7	10	7
11/7/2009	10:30 AM	6	0	4	9	10	9
11/7/2009	10:45 AM	2	1	8	20	10	21
11/7/2009	11:00 AM	1	1	6	11	7	12
11/7/2009	11:15 AM	2	0	4	9	6	9
11/7/2009	11:30 AM	5	0	6	8	11	8
11/7/2009	11:45 AM	2	1	11	16	13	17
11/7/2009	12:00 PM	3	3	7	16	10	19
11/7/2009	12:15 PM	2	0	4	9	6	9
11/7/2009	12:30 PM	0	0	9	8	9	8
11/7/2009	12:45 PM	2	2	10	10	12	12
11/7/2009	01:00 PM	3	1	5	11	8	12
11/7/2009	01:15 PM	2	1	5	16	7	17
11/7/2009	01:30 PM	0	1	5	4	5	5
11/7/2009	01:45 PM	3	0	5	10	8	10

# Appendix A - Raw Mechanical Data

Location 1: Mounds View CVS  
Location 2: Mounds View, MN

RAW DATA

Date	Time	NW DRIVE		SE DRIVE		TOTALS	
		IN	OUT	IN	OUT	IN	OUT
11/7/2009	02:00 PM	2	0	8	10	10	10
11/7/2009	02:15 PM	4	0	3	10	7	10
11/7/2009	02:30 PM	3	0	3	12	6	12
11/7/2009	02:45 PM	3	1	8	12	11	13
11/7/2009	03:00 PM	2	0	2	12	4	12
11/7/2009	03:15 PM	1	0	7	3	8	3
11/7/2009	03:30 PM	2	0	10	17	12	17
11/7/2009	03:45 PM	0	0	2	6	2	6
11/7/2009	04:00 PM	3	0	5	12	8	12
11/7/2009	04:15 PM	4	1	6	13	10	14
11/7/2009	04:30 PM	1	0	2	8	3	8
11/7/2009	04:45 PM	2	0	6	11	8	11
11/7/2009	05:00 PM	2	0	5	13	7	13
11/7/2009	05:15 PM	4	0	4	7	8	7
11/7/2009	05:30 PM	0	2	6	14	6	16
11/7/2009	05:45 PM	0	0	3	8	3	8
11/7/2009	06:00 PM	0	0	5	7	5	7
11/7/2009	06:15 PM	0	1	9	9	9	10
11/7/2009	06:30 PM	1	1	3	5	4	6
11/7/2009	06:45 PM	1	0	4	7	5	7
11/7/2009	07:00 PM	0	0	9	10	9	10
11/7/2009	07:15 PM	2	0	2	6	4	6
11/7/2009	07:30 PM	1	1	2	5	3	6
11/7/2009	07:45 PM	2	0	3	6	5	6
11/7/2009	08:00 PM	1	0	8	8	9	8
11/7/2009	08:15 PM	2	0	0	3	2	3
11/7/2009	08:30 PM	0	0	3	6	3	6
11/7/2009	08:45 PM	0	0	4	8	4	8
11/7/2009	09:00 PM	1	0	1	1	2	1
11/7/2009	09:15 PM	0	0	1	4	1	4
11/7/2009	09:30 PM	0	0	4	4	4	4
11/7/2009	09:45 PM	0	0	5	4	5	4
11/7/2009	10:00 PM	0	1	1	4	1	5
11/7/2009	10:15 PM	0	0	0	0	0	0
11/7/2009	10:30 PM	0	0	0	0	0	0
11/7/2009	10:45 PM	0	0	0	0	0	0
11/7/2009	11:00 PM	0	0	0	0	0	0
11/7/2009	11:15 PM	0	0	0	0	0	0
11/7/2009	11:30 PM	0	0	0	0	0	0
11/7/2009	11:45 PM	0	0	0	0	0	0

# Appendix A - Raw Mechanical Data

Location 1: Maplewood CVS  
Location 2: Maplewood, MN

RAW DATA

Date	Time	NW DRIVE		SE DRIVE		TOTALS	
		IN	OUT	IN	OUT	IN	OUT
11/3/2009	12:00 AM	0	0	0	0	0	0
11/3/2009	12:15 AM	0	0	0	0	0	0
11/3/2009	12:30 AM	0	0	0	0	0	0
11/3/2009	12:45 AM	0	0	0	0	0	0
11/3/2009	01:00 AM	0	0	0	0	0	0
11/3/2009	01:15 AM	0	0	0	0	0	0
11/3/2009	01:30 AM	0	0	0	0	0	0
11/3/2009	01:45 AM	0	0	0	0	0	0
11/3/2009	02:00 AM	2	2	0	0	2	2
11/3/2009	02:15 AM	0	0	0	0	0	0
11/3/2009	02:30 AM	0	0	0	0	0	0
11/3/2009	02:45 AM	0	0	0	0	0	0
11/3/2009	03:00 AM	0	0	0	0	0	0
11/3/2009	03:15 AM	0	0	0	0	0	0
11/3/2009	03:30 AM	0	0	0	0	0	0
11/3/2009	03:45 AM	2	0	0	2	2	2
11/3/2009	04:00 AM	0	0	0	0	0	0
11/3/2009	04:15 AM	0	0	0	0	0	0
11/3/2009	04:30 AM	0	0	0	0	0	0
11/3/2009	04:45 AM	0	0	0	0	0	0
11/3/2009	05:00 AM	0	0	0	0	0	0
11/3/2009	05:15 AM	0	0	0	0	0	0
11/3/2009	05:30 AM	5	1	1	1	6	2
11/3/2009	05:45 AM	0	0	0	0	0	0
11/3/2009	06:00 AM	0	0	0	0	0	0
11/3/2009	06:15 AM	0	0	0	0	0	0
11/3/2009	06:30 AM	1	0	1	1	2	1
11/3/2009	06:45 AM	1	0	4	5	5	5
11/3/2009	07:00 AM	1	1	0	0	1	1
11/3/2009	07:15 AM	4	0	1	0	5	0
11/3/2009	07:30 AM	3	5	3	2	6	7
11/3/2009	07:45 AM	2	1	3	2	5	3
11/3/2009	08:00 AM	2	3	5	4	7	7
11/3/2009	08:15 AM	5	1	9	1	14	2
11/3/2009	08:30 AM	4	2	8	3	12	5
11/3/2009	08:45 AM	3	10	13	11	16	21
11/3/2009	09:00 AM	1	9	11	0	12	9
11/3/2009	09:15 AM	6	4	8	3	14	7
11/3/2009	09:30 AM	4	9	5	10	9	19
11/3/2009	09:45 AM	15	5	4	8	19	13
11/3/2009	10:00 AM	5	2	6	2	11	4
11/3/2009	10:15 AM	6	6	11	5	17	11
11/3/2009	10:30 AM	3	4	8	5	11	9
11/3/2009	10:45 AM	4	8	9	10	13	18
11/3/2009	11:00 AM	2	3	8	15	10	18
11/3/2009	11:15 AM	11	11	11	6	22	17
11/3/2009	11:30 AM	15	8	7	13	22	21
11/3/2009	11:45 AM	2	12	17	18	19	30
11/3/2009	12:00 PM	11	7	7	15	18	22
11/3/2009	12:15 PM	10	6	6	9	16	15
11/3/2009	12:30 PM	8	5	9	8	17	13
11/3/2009	12:45 PM	5	5	8	4	13	9
11/3/2009	01:00 PM	9	6	7	6	16	12
11/3/2009	01:15 PM	8	0	7	10	15	10

# Appendix A - Raw Mechanical Data

Location 1: Maplewood CVS  
Location 2: Maplewood, MN

RAW DATA

Date	Time	NW DRIVE		SE DRIVE		TOTALS	
		IN	OUT	IN	OUT	IN	OUT
11/3/2009	01:30 PM	6	5	10	15	16	20
11/3/2009	01:45 PM	10	10	14	18	24	28
11/3/2009	02:00 PM	7	2	6	8	13	10
11/3/2009	02:15 PM	7	2	12	15	19	17
11/3/2009	02:30 PM	2	4	7	18	9	22
11/3/2009	02:45 PM	11	9	9	15	20	24
11/3/2009	03:00 PM	16	12	12	9	28	21
11/3/2009	03:15 PM	14	6	8	18	22	24
11/3/2009	03:30 PM	13	5	14	13	27	18
11/3/2009	03:45 PM	11	16	14	22	25	38
11/3/2009	04:00 PM	16	7	16	17	32	24
11/3/2009	04:15 PM	5	7	11	14	16	21
11/3/2009	04:30 PM	8	5	11	21	19	26
11/3/2009	04:45 PM	5	1	15	10	20	11
11/3/2009	05:00 PM	1	4	3	2	4	6
11/3/2009	05:15 PM	10	4	13	12	23	16
11/3/2009	05:30 PM	3	3	17	26	20	29
11/3/2009	05:45 PM	10	4	14	11	24	15
11/3/2009	06:00 PM	9	9	9	25	18	34
11/3/2009	06:15 PM	10	3	10	15	20	18
11/3/2009	06:30 PM	6	7	13	13	19	20
11/3/2009	06:45 PM	1	6	18	15	19	21
11/3/2009	07:00 PM	3	3	5	8	8	11
11/3/2009	07:15 PM	5	4	7	6	12	10
11/3/2009	07:30 PM	5	3	10	8	15	11
11/3/2009	07:45 PM	1	5	13	11	14	16
11/3/2009	08:00 PM	4	6	4	1	8	7
11/3/2009	08:15 PM	1	3	2	5	3	8
11/3/2009	08:30 PM	10	6	5	2	15	8
11/3/2009	08:45 PM	2	3	5	11	7	14
11/3/2009	09:00 PM	4	6	6	6	10	12
11/3/2009	09:15 PM	8	3	4	6	12	9
11/3/2009	09:30 PM	5	5	3	6	8	11
11/3/2009	09:45 PM	0	3	1	0	1	3
11/3/2009	10:00 PM	2	3	0	7	2	10
11/3/2009	10:15 PM	0	0	0	0	0	0
11/3/2009	10:30 PM	0	0	0	0	0	0
11/3/2009	10:45 PM	0	0	0	0	0	0
11/3/2009	11:00 PM	0	0	0	0	0	0
11/3/2009	11:15 PM	0	0	0	0	0	0
11/3/2009	11:30 PM	0	0	0	0	0	0
11/3/2009	11:45 PM	0	0	0	0	0	0
11/4/2009	12:00 AM	0	0	0	0	0	0
11/4/2009	12:15 AM	2	1	1	0	3	1
11/4/2009	12:30 AM	0	0	0	0	0	0
11/4/2009	12:45 AM	0	0	0	0	0	0
11/4/2009	01:00 AM	0	0	0	0	0	0
11/4/2009	01:15 AM	0	0	0	0	0	0
11/4/2009	01:30 AM	0	0	0	0	0	0
11/4/2009	01:45 AM	0	1	1	1	1	2
11/4/2009	02:00 AM	1	0	1	1	2	1
11/4/2009	02:15 AM	0	0	0	0	0	0
11/4/2009	02:30 AM	0	0	0	0	0	0
11/4/2009	02:45 AM	0	0	0	0	0	0

# Appendix A - Raw Mechanical Data

Location 1: Maplewood CVS  
Location 2: Maplewood, MN

RAW DATA

Date	Time	NW DRIVE		SE DRIVE		TOTALS	
		IN	OUT	IN	OUT	IN	OUT
11/4/2009	03:00 AM	0	0	0	0	0	0
11/4/2009	03:15 AM	0	0	0	0	0	0
11/4/2009	03:30 AM	0	0	0	0	0	0
11/4/2009	03:45 AM	0	0	0	0	0	0
11/4/2009	04:00 AM	4	0	0	4	4	4
11/4/2009	04:15 AM	0	0	0	0	0	0
11/4/2009	04:30 AM	0	0	0	0	0	0
11/4/2009	04:45 AM	0	0	0	0	0	0
11/4/2009	05:00 AM	0	0	0	0	0	0
11/4/2009	05:15 AM	0	0	0	0	0	0
11/4/2009	05:30 AM	0	0	0	0	0	0
11/4/2009	05:45 AM	3	0	1	2	4	2
11/4/2009	06:00 AM	0	0	0	0	0	0
11/4/2009	06:15 AM	0	0	0	0	0	0
11/4/2009	06:30 AM	1	2	2	2	3	4
11/4/2009	06:45 AM	0	2	6	5	6	7
11/4/2009	07:00 AM	1	0	0	2	1	2
11/4/2009	07:15 AM	0	0	7	0	7	0
11/4/2009	07:30 AM	4	0	0	4	4	4
11/4/2009	07:45 AM	4	0	6	6	10	6
11/4/2009	08:00 AM	1	1	4	4	5	5
11/4/2009	08:15 AM	7	2	10	5	17	7
11/4/2009	08:30 AM	4	7	3	6	7	13
11/4/2009	08:45 AM	7	5	0	6	7	11
11/4/2009	09:00 AM	10	2	5	4	15	6
11/4/2009	09:15 AM	8	4	5	4	13	8
11/4/2009	09:30 AM	0	2	16	11	16	13
11/4/2009	09:45 AM	7	7	5	5	12	12
11/4/2009	10:00 AM	3	3	11	6	14	9
11/4/2009	10:15 AM	6	4	14	12	20	16
11/4/2009	10:30 AM	16	11	15	14	31	25
11/4/2009	10:45 AM	5	5	4	11	9	16
11/4/2009	11:00 AM	8	9	10	9	18	18
11/4/2009	11:15 AM	6	4	10	13	16	17
11/4/2009	11:30 AM	7	6	6	4	13	10
11/4/2009	11:45 AM	4	7	11	3	15	10
11/4/2009	12:00 PM	7	6	11	11	18	17
11/4/2009	12:15 PM	12	7	9	7	21	14
11/4/2009	12:30 PM	5	4	13	15	18	19
11/4/2009	12:45 PM	5	8	20	11	25	19
11/4/2009	01:00 PM	14	12	8	12	22	24
11/4/2009	01:15 PM	11	8	10	10	21	18
11/4/2009	01:30 PM	0	4	12	7	12	11
11/4/2009	01:45 PM	13	6	15	13	28	19
11/4/2009	02:00 PM	6	8	8	13	14	21
11/4/2009	02:15 PM	7	7	4	6	11	13
11/4/2009	02:30 PM	11	8	13	10	24	18
11/4/2009	02:45 PM	9	7	3	9	12	16
11/4/2009	03:00 PM	2	8	14	7	16	15
11/4/2009	03:15 PM	6	4	18	8	24	12
11/4/2009	03:30 PM	3	4	9	6	12	10
11/4/2009	03:45 PM	13	7	10	18	23	25
11/4/2009	04:00 PM	8	4	4	20	12	24
11/4/2009	04:15 PM	8	11	7	12	15	23

# Appendix A - Raw Mechanical Data

Location 1: Maplewood CVS  
Location 2: Maplewood, MN

RAW DATA

Date	Time	NW DRIVE		SE DRIVE		TOTALS	
		IN	OUT	IN	OUT	IN	OUT
11/4/2009	04:30 PM	13	9	12	12	25	21
11/4/2009	04:45 PM	18	11	8	13	26	24
11/4/2009	05:00 PM	10	3	9	14	19	17
11/4/2009	05:15 PM	12	8	11	8	23	16
11/4/2009	05:30 PM	8	7	8	9	16	16
11/4/2009	05:45 PM	4	11	6	6	10	17
11/4/2009	06:00 PM	12	8	11	12	23	20
11/4/2009	06:15 PM	8	2	10	24	18	26
11/4/2009	06:30 PM	7	8	12	3	19	11
11/4/2009	06:45 PM	5	7	11	18	16	25
11/4/2009	07:00 PM	11	11	7	6	18	17
11/4/2009	07:15 PM	5	4	2	6	7	10
11/4/2009	07:30 PM	6	5	2	3	8	8
11/4/2009	07:45 PM	4	8	5	2	9	10
11/4/2009	08:00 PM	6	6	2	4	8	10
11/4/2009	08:15 PM	8	0	7	2	15	2
11/4/2009	08:30 PM	4	3	6	6	10	9
11/4/2009	08:45 PM	9	7	1	9	10	16
11/4/2009	09:00 PM	4	0	7	8	11	8
11/4/2009	09:15 PM	5	2	3	5	8	7
11/4/2009	09:30 PM	2	3	1	2	3	5
11/4/2009	09:45 PM	0	0	1	2	1	2
11/4/2009	10:00 PM	2	7	2	1	4	8
11/4/2009	10:15 PM	0	0	0	0	0	0
11/4/2009	10:30 PM	0	1	1	1	1	2
11/4/2009	10:45 PM	0	0	0	0	0	0
11/4/2009	11:00 PM	0	0	0	0	0	0
11/4/2009	11:15 PM	0	0	0	0	0	0
11/4/2009	11:30 PM	0	0	0	0	0	0
11/4/2009	11:45 PM	0	0	0	0	0	0
11/5/2009	12:00 AM	0	0	0	0	0	0
11/5/2009	12:15 AM	1	1	2	0	3	1
11/5/2009	12:30 AM	0	1	1	0	1	1
11/5/2009	12:45 AM	1	0	0	1	1	1
11/5/2009	01:00 AM	0	0	0	0	0	0
11/5/2009	01:15 AM	0	0	0	0	0	0
11/5/2009	01:30 AM	0	0	0	0	0	0
11/5/2009	01:45 AM	0	0	0	0	0	0
11/5/2009	02:00 AM	0	0	0	0	0	0
11/5/2009	02:15 AM	0	0	0	0	0	0
11/5/2009	02:30 AM	0	0	0	0	0	0
11/5/2009	02:45 AM	0	0	0	0	0	0
11/5/2009	03:00 AM	0	0	0	0	0	0
11/5/2009	03:15 AM	0	0	0	0	0	0
11/5/2009	03:30 AM	0	0	0	0	0	0
11/5/2009	03:45 AM	0	0	0	0	0	0
11/5/2009	04:00 AM	2	0	0	2	2	2
11/5/2009	04:15 AM	0	0	0	0	0	0
11/5/2009	04:30 AM	2	0	0	2	2	2
11/5/2009	04:45 AM	0	0	0	0	0	0
11/5/2009	05:00 AM	0	0	0	0	0	0
11/5/2009	05:15 AM	1	1	1	0	2	1
11/5/2009	05:30 AM	2	0	0	1	2	1
11/5/2009	05:45 AM	2	0	0	2	2	2

# Appendix A - Raw Mechanical Data

Location 1: Maplewood CVS  
Location 2: Maplewood, MN

RAW DATA

Date	Time	NW DRIVE		SE DRIVE		TOTALS	
		IN	OUT	IN	OUT	IN	OUT
11/5/2009	06:00 AM	0	0	0	0	0	0
11/5/2009	06:15 AM	0	0	0	0	0	0
11/5/2009	06:30 AM	0	0	0	0	0	0
11/5/2009	06:45 AM	1	0	3	2	4	2
11/5/2009	07:00 AM	2	2	0	0	2	2
11/5/2009	07:15 AM	6	2	4	2	10	4
11/5/2009	07:30 AM	7	5	4	8	11	13
11/5/2009	07:45 AM	10	3	3	7	13	10
11/5/2009	08:00 AM	5	1	5	10	10	11
11/5/2009	08:15 AM	12	6	13	8	25	14
11/5/2009	08:30 AM	0	4	4	8	4	12
11/5/2009	08:45 AM	9	2	3	12	12	14
11/5/2009	09:00 AM	5	6	13	3	18	9
11/5/2009	09:15 AM	4	3	7	6	11	9
11/5/2009	09:30 AM	12	10	12	8	24	18
11/5/2009	09:45 AM	2	2	11	10	13	12
11/5/2009	10:00 AM	6	2	5	9	11	11
11/5/2009	10:15 AM	7	1	6	7	13	8
11/5/2009	10:30 AM	8	7	11	4	19	11
11/5/2009	10:45 AM	12	1	9	11	21	12
11/5/2009	11:00 AM	9	8	10	9	19	17
11/5/2009	11:15 AM	5	4	8	5	13	9
11/5/2009	11:30 AM	9	7	26	15	35	22
11/5/2009	11:45 AM	10	10	8	17	18	27
11/5/2009	12:00 PM	6	3	9	5	15	8
11/5/2009	12:15 PM	12	6	14	11	26	17
11/5/2009	12:30 PM	5	4	4	6	9	10
11/5/2009	12:45 PM	14	11	8	11	22	22
11/5/2009	01:00 PM	16	7	8	10	24	17
11/5/2009	01:15 PM	5	5	13	8	18	13
11/5/2009	01:30 PM	12	9	10	14	22	23
11/5/2009	01:45 PM	5	2	5	10	10	12
11/5/2009	02:00 PM	7	0	10	3	17	3
11/5/2009	02:15 PM	12	8	16	19	28	27
11/5/2009	02:30 PM	3	6	6	14	9	20
11/5/2009	02:45 PM	14	3	9	10	23	13
11/5/2009	03:00 PM	13	5	8	12	21	17
11/5/2009	03:15 PM	4	5	7	6	11	11
11/5/2009	03:30 PM	10	7	9	8	19	15
11/5/2009	03:45 PM	5	4	19	17	24	21
11/5/2009	04:00 PM	9	19	22	14	31	33
11/5/2009	04:15 PM	11	5	14	15	25	20
11/5/2009	04:30 PM	10	10	9	13	19	23
11/5/2009	04:45 PM	7	6	22	15	29	21
11/5/2009	05:00 PM	2	4	15	14	17	18
11/5/2009	05:15 PM	3	2	6	13	9	15
11/5/2009	05:30 PM	4	6	10	7	14	13
11/5/2009	05:45 PM	2	5	9	9	11	14
11/5/2009	06:00 PM	8	4	11	11	19	15
11/5/2009	06:15 PM	13	6	5	9	18	15
11/5/2009	06:30 PM	9	0	8	10	17	10
11/5/2009	06:45 PM	6	3	4	10	10	13
11/5/2009	07:00 PM	8	8	9	8	17	16
11/5/2009	07:15 PM	3	5	7	10	10	15

# Appendix A - Raw Mechanical Data

Location 1: Maplewood CVS  
Location 2: Maplewood, MN

RAW DATA

Date	Time	NW DRIVE		SE DRIVE		TOTALS	
		IN	OUT	IN	OUT	IN	OUT
11/5/2009	07:30 PM	6	9	7	9	13	18
11/5/2009	07:45 PM	7	4	7	10	14	14
11/5/2009	08:00 PM	1	3	6	5	7	8
11/5/2009	08:15 PM	2	3	6	11	8	14
11/5/2009	08:30 PM	0	0	7	9	7	9
11/5/2009	08:45 PM	0	3	2	3	2	6
11/5/2009	09:00 PM	1	3	4	0	5	3
11/5/2009	09:15 PM	6	0	2	7	8	7
11/5/2009	09:30 PM	1	1	4	7	5	8
11/5/2009	09:45 PM	0	0	1	4	1	4
11/5/2009	10:00 PM	7	2	1	8	8	10
11/5/2009	10:15 PM	0	0	0	0	0	0
11/5/2009	10:30 PM	0	0	0	0	0	0
11/5/2009	10:45 PM	0	2	1	0	1	2
11/5/2009	11:00 PM	0	0	0	0	0	0
11/5/2009	11:15 PM	0	0	0	0	0	0
11/5/2009	11:30 PM	0	0	0	0	0	0
11/5/2009	11:45 PM	0	0	0	0	0	0
11/6/2009	12:00 AM	0	0	0	0	0	0
11/6/2009	12:15 AM	0	0	0	0	0	0
11/6/2009	12:30 AM	0	0	0	0	0	0
11/6/2009	12:45 AM	0	0	0	0	0	0
11/6/2009	01:00 AM	0	0	0	0	0	0
11/6/2009	01:15 AM	0	0	0	0	0	0
11/6/2009	01:30 AM	0	0	0	0	0	0
11/6/2009	01:45 AM	0	0	0	0	0	0
11/6/2009	02:00 AM	0	0	0	0	0	0
11/6/2009	02:15 AM	0	0	0	0	0	0
11/6/2009	02:30 AM	0	0	0	0	0	0
11/6/2009	02:45 AM	0	0	0	0	0	0
11/6/2009	03:00 AM	0	0	0	0	0	0
11/6/2009	03:15 AM	0	0	0	0	0	0
11/6/2009	03:30 AM	2	0	0	2	2	2
11/6/2009	03:45 AM	0	0	0	0	0	0
11/6/2009	04:00 AM	2	0	0	2	2	2
11/6/2009	04:15 AM	0	0	0	0	0	0
11/6/2009	04:30 AM	0	0	0	0	0	0
11/6/2009	04:45 AM	0	0	0	0	0	0
11/6/2009	05:00 AM	0	0	0	0	0	0
11/6/2009	05:15 AM	0	0	0	0	0	0
11/6/2009	05:30 AM	4	1	0	2	4	3
11/6/2009	05:45 AM	0	0	0	0	0	0
11/6/2009	06:00 AM	0	0	0	0	0	0
11/6/2009	06:15 AM	0	0	0	0	0	0
11/6/2009	06:30 AM	0	0	0	0	0	0
11/6/2009	06:45 AM	0	1	6	1	6	2
11/6/2009	07:00 AM	0	0	2	2	2	2
11/6/2009	07:15 AM	2	0	2	4	4	4
11/6/2009	07:30 AM	2	0	0	2	2	2
11/6/2009	07:45 AM	0	1	2	1	2	2
11/6/2009	08:00 AM	2	2	3	2	5	4
11/6/2009	08:15 AM	10	5	9	2	19	7
11/6/2009	08:30 AM	13	7	9	9	22	16
11/6/2009	08:45 AM	5	5	7	6	12	11

# Appendix A - Raw Mechanical Data

Location 1: Maplewood CVS  
Location 2: Maplewood, MN

RAW DATA

Date	Time	NW DRIVE		SE DRIVE		TOTALS	
		IN	OUT	IN	OUT	IN	OUT
11/6/2009	09:00 AM	3	7	13	11	16	18
11/6/2009	09:15 AM	3	0	9	7	12	7
11/6/2009	09:30 AM	6	7	7	15	13	22
11/6/2009	09:45 AM	7	9	13	7	20	16
11/6/2009	10:00 AM	7	7	16	6	23	13
11/6/2009	10:15 AM	5	3	9	15	14	18
11/6/2009	10:30 AM	5	6	5	10	10	16
11/6/2009	10:45 AM	6	2	4	5	10	7
11/6/2009	11:00 AM	5	5	11	6	16	11
11/6/2009	11:15 AM	5	1	8	8	13	9
11/6/2009	11:30 AM	8	6	14	14	22	20
11/6/2009	11:45 AM	7	5	17	10	24	15
11/6/2009	12:00 PM	7	7	8	9	15	16
11/6/2009	12:15 PM	5	0	12	6	17	6
11/6/2009	12:30 PM	4	4	7	12	11	16
11/6/2009	12:45 PM	5	2	5	12	10	14
11/6/2009	01:00 PM	6	2	9	8	15	10
11/6/2009	01:15 PM	9	4	18	4	27	8
11/6/2009	01:30 PM	10	6	6	5	16	11
11/6/2009	01:45 PM	11	6	7	7	18	13
11/6/2009	02:00 PM	10	6	6	7	16	13
11/6/2009	02:15 PM	6	5	5	11	11	16
11/6/2009	02:30 PM	14	3	7	15	21	18
11/6/2009	02:45 PM	10	5	13	9	23	14
11/6/2009	03:00 PM	19	5	12	12	31	17
11/6/2009	03:15 PM	16	12	10	15	26	27
11/6/2009	03:30 PM	9	5	17	12	26	17
11/6/2009	03:45 PM	6	7	17	17	23	24
11/6/2009	04:00 PM	11	2	4	13	15	15
11/6/2009	04:15 PM	9	3	12	15	21	18
11/6/2009	04:30 PM	10	0	8	16	18	16
11/6/2009	04:45 PM	6	3	9	18	15	21
11/6/2009	05:00 PM	4	7	18	13	22	20
11/6/2009	05:15 PM	11	5	9	17	20	22
11/6/2009	05:30 PM	0	1	14	10	14	11
11/6/2009	05:45 PM	5	1	8	16	13	17
11/6/2009	06:00 PM	8	9	5	3	13	12
11/6/2009	06:15 PM	5	3	5	8	10	11
11/6/2009	06:30 PM	8	7	9	11	17	18
11/6/2009	06:45 PM	1	4	8	9	9	13
11/6/2009	07:00 PM	2	3	9	11	11	14
11/6/2009	07:15 PM	4	5	6	10	10	15
11/6/2009	07:30 PM	5	2	0	9	5	11
11/6/2009	07:45 PM	4	2	7	5	11	7
11/6/2009	08:00 PM	8	8	13	9	21	17
11/6/2009	08:15 PM	6	2	11	9	17	11
11/6/2009	08:30 PM	1	2	5	8	6	10
11/6/2009	08:45 PM	2	3	4	3	6	6
11/6/2009	09:00 PM	7	3	5	6	12	9
11/6/2009	09:15 PM	0	1	6	3	6	4
11/6/2009	09:30 PM	2	3	5	2	7	5
11/6/2009	09:45 PM	1	1	1	1	2	2
11/6/2009	10:00 PM	2	2	2	5	4	7
11/6/2009	10:15 PM	0	0	0	0	0	0

# Appendix A - Raw Mechanical Data

Location 1: Maplewood CVS  
Location 2: Maplewood, MN

RAW DATA

Date	Time	NW DRIVE		SE DRIVE		TOTALS	
		IN	OUT	IN	OUT	IN	OUT
11/6/2009	10:30 PM	0	0	0	0	0	0
11/6/2009	10:45 PM	0	0	0	0	0	0
11/6/2009	11:00 PM	4	2	0	0	4	2
11/6/2009	11:15 PM	0	0	0	0	0	0
11/6/2009	11:30 PM	0	0	0	0	0	0
11/6/2009	11:45 PM	0	2	1	0	1	2
11/7/2009	12:00 AM	0	0	0	0	0	0
11/7/2009	12:15 AM	0	0	0	0	0	0
11/7/2009	12:30 AM	0	0	0	0	0	0
11/7/2009	12:45 AM	0	0	0	0	0	0
11/7/2009	01:00 AM	0	0	0	0	0	0
11/7/2009	01:15 AM	0	0	0	0	0	0
11/7/2009	01:30 AM	0	0	0	0	0	0
11/7/2009	01:45 AM	0	0	0	0	0	0
11/7/2009	02:00 AM	0	0	0	0	0	0
11/7/2009	02:15 AM	0	0	0	0	0	0
11/7/2009	02:30 AM	0	0	0	0	0	0
11/7/2009	02:45 AM	0	0	0	0	0	0
11/7/2009	03:00 AM	0	0	0	0	0	0
11/7/2009	03:15 AM	0	0	0	0	0	0
11/7/2009	03:30 AM	0	0	0	0	0	0
11/7/2009	03:45 AM	0	0	0	0	0	0
11/7/2009	04:00 AM	0	0	0	0	0	0
11/7/2009	04:15 AM	0	0	0	0	0	0
11/7/2009	04:30 AM	0	0	0	0	0	0
11/7/2009	04:45 AM	2	0	0	2	2	2
11/7/2009	05:00 AM	0	0	0	0	0	0
11/7/2009	05:15 AM	2	0	0	2	2	2
11/7/2009	05:30 AM	0	0	0	0	0	0
11/7/2009	05:45 AM	0	0	0	0	0	0
11/7/2009	06:00 AM	0	0	0	0	0	0
11/7/2009	06:15 AM	0	0	0	0	0	0
11/7/2009	06:30 AM	0	0	0	0	0	0
11/7/2009	06:45 AM	0	0	3	0	3	0
11/7/2009	07:00 AM	0	0	3	2	3	2
11/7/2009	07:15 AM	0	0	0	0	0	0
11/7/2009	07:30 AM	3	0	2	5	5	5
11/7/2009	07:45 AM	3	1	0	1	3	2
11/7/2009	08:00 AM	3	0	2	5	5	5
11/7/2009	08:15 AM	3	0	0	0	3	0
11/7/2009	08:30 AM	1	0	3	6	4	6
11/7/2009	08:45 AM	8	5	4	3	12	8
11/7/2009	09:00 AM	3	3	8	2	11	5
11/7/2009	09:15 AM	5	1	5	9	10	10
11/7/2009	09:30 AM	4	3	8	6	12	9
11/7/2009	09:45 AM	12	4	6	7	18	11
11/7/2009	10:00 AM	8	4	5	7	13	11
11/7/2009	10:15 AM	3	4	4	8	7	12
11/7/2009	10:30 AM	5	3	8	6	13	9
11/7/2009	10:45 AM	5	1	9	3	14	4
11/7/2009	11:00 AM	8	4	10	9	18	13
11/7/2009	11:15 AM	7	7	10	9	17	16
11/7/2009	11:30 AM	10	3	12	9	22	12
11/7/2009	11:45 AM	3	7	11	13	14	20

# Appendix A - Raw Mechanical Data

Location 1: Maplewood CVS  
Location 2: Maplewood, MN

RAW DATA

Date	Time	NW DRIVE		SE DRIVE		TOTALS	
		IN	OUT	IN	OUT	IN	OUT
11/7/2009	12:00 PM	11	9	8	4	19	13
11/7/2009	12:15 PM	3	2	9	15	12	17
11/7/2009	12:30 PM	7	5	10	8	17	13
11/7/2009	12:45 PM	8	7	9	11	17	18
11/7/2009	01:00 PM	11	6	6	4	17	10
11/7/2009	01:15 PM	7	2	11	13	18	15
11/7/2009	01:30 PM	7	5	13	9	20	14
11/7/2009	01:45 PM	6	5	10	13	16	18
11/7/2009	02:00 PM	12	6	7	12	19	18
11/7/2009	02:15 PM	9	5	11	8	20	13
11/7/2009	02:30 PM	8	4	13	16	21	20
11/7/2009	02:45 PM	4	8	9	13	13	21
11/7/2009	03:00 PM	0	1	7	6	7	7
11/7/2009	03:15 PM	3	4	6	14	9	18
11/7/2009	03:30 PM	2	0	6	3	8	3
11/7/2009	03:45 PM	7	4	9	12	16	16
11/7/2009	04:00 PM	10	4	11	14	21	18
11/7/2009	04:15 PM	5	2	5	10	10	12
11/7/2009	04:30 PM	3	4	14	5	17	9
11/7/2009	04:45 PM	4	5	16	15	20	20
11/7/2009	05:00 PM	5	6	14	9	19	15
11/7/2009	05:15 PM	12	11	9	17	21	28
11/7/2009	05:30 PM	6	2	14	17	20	19
11/7/2009	05:45 PM	1	5	3	7	4	12
11/7/2009	06:00 PM	7	2	9	5	16	7
11/7/2009	06:15 PM	6	6	5	8	11	14
11/7/2009	06:30 PM	3	3	7	5	10	8
11/7/2009	06:45 PM	10	5	8	6	18	11
11/7/2009	07:00 PM	2	6	5	3	7	9
11/7/2009	07:15 PM	6	2	5	13	11	15
11/7/2009	07:30 PM	7	1	2	2	9	3
11/7/2009	07:45 PM	2	5	5	4	7	9
11/7/2009	08:00 PM	2	4	5	8	7	12
11/7/2009	08:15 PM	0	1	7	3	7	4
11/7/2009	08:30 PM	3	1	6	4	9	5
11/7/2009	08:45 PM	5	6	2	3	7	9
11/7/2009	09:00 PM	1	0	2	7	3	7
11/7/2009	09:15 PM	2	1	0	0	2	1
11/7/2009	09:30 PM	4	5	3	3	7	8
11/7/2009	09:45 PM	3	0	2	7	5	7
11/7/2009	10:00 PM	0	1	1	8	1	9
11/7/2009	10:15 PM	2	1	2	0	4	1
11/7/2009	10:30 PM	0	0	0	0	0	0
11/7/2009	10:45 PM	0	0	0	0	0	0
11/7/2009	11:00 PM	0	0	0	0	0	0
11/7/2009	11:15 PM	3	1	0	1	3	2
11/7/2009	11:30 PM	0	0	0	1	0	1
11/7/2009	11:45 PM	0	0	0	0	0	0

# Appendix B - Manual Data

## CVS DATA COLLECTION WED. 11/4/09 - 4:00-6:00 pm

CVS STORE DATA COLLECTION LOCATION	TIME PERIOD	DRIVEWAY 1		DRIVEWAY 2		STORE TRAFFIC			TOTAL VEHICLES IN PARKING	DRIVE-THRU PHARMACY MAXIMUM QUEUE
		IN	OUT	IN	OUT	TOTAL IN	TOTAL OUT	TOTAL IN + OUT		
<b>SHAKOPEE</b>	4:00-4:15	1	3	4	4	5	7	12	13	1
4050 Dean Lakes Blvd	4:15-4:30	2	2	9	6	11	8	19	16	2
Shakopee, MN	4:30-4:45	3	2	4	7	7	9	16	14	1
12,900 SF	4:45-5:00	1	4	9	7	10	11	21	13	1
Cars in Lot at 4 pm = 15	5:00-5:15	2	3	8	4	10	7	17	16	1
Dvwy 1 = West	5:15-5:30	4	4	10	11	14	15	29	15	3
Dvwy 2 = East	5:30-5:45	2	3	8	6	10	9	19	16	0
	5:45-6:00	3	4	8	10	11	14	25	13	1
<b>EDEN PRAIRIE</b>	4:00-4:15	20	19			20	19	39	28	1
8251 Columbine Rd	4:15-4:30	13	18			13	18	31	23	1
Eden Prairie, MN	4:30-4:45	14	9			14	9	23	28	2
12,900 SF	4:45-5:00	11	19			11	19	30	20	1
Cars in Lot at 4 pm = 27	5:00-5:15	16	17			16	17	33	19	1
One Driveway Only	5:15-5:30	28	17			28	17	45	30	2
	5:30-5:45	22	27			22	27	49	25	2
	5:45-6:00	17	16			17	16	33	26	3
<b>PLYMOUTH</b>	4:00-4:15	9	13	1		10	13	23	20	1
4140 Co Rd 101	4:15-4:30	13	11	1		14	11	25	23	1
Plymouth, MN	4:30-4:45	28	18	0		28	18	46	33	2
13,013 SF	4:45-5:00	13	19	2		15	19	34	29	1
Cars in Lot at 4 pm = 23	5:00-5:15	10	19	0		10	19	29	20	1
Dvwy 1 = South	5:15-5:30	11	19	1		12	19	31	13	2
Dvwy 2 = Northwest	5:30-5:45	8	8	3		11	8	19	16	2
	5:45-6:00	7	14	3		10	14	24	12	2
<b>NEW HOPE</b>	4:00-4:15	4	1	6	10	10	11	21	17	0
7901 Bass Lake Rd	4:15-4:30	3	0	6	8	9	8	17	18	0
New Hope, MN	4:30-4:45	3	0	4	14	7	14	21	11	1
13,013 SF	4:45-5:00	1	0	8	5	9	5	14	15	1
Cars in Lot at 4 pm = 18	5:00-5:15	3	0	8	10	11	10	21	16	1
Dvwy 1 = Northwest	5:15-5:30	1	0	6	13	7	13	20	10	0
Dvwy 2 = Southeast	5:30-5:45	2	1	4	9	6	10	16	6	2
	5:45-6:00	1	0	3	6	4	6	10	4	1
<b>MOUNDS VIEW</b>	4:00-4:15	2	0	5	5	7	5	12	17	1
2800 Hwy 10	4:15-4:30	2	0	7	13	9	13	22	13	1
Mounds View, MN	4:30-4:45	1	0	8	8	9	8	17	14	0
13,013 SF	4:45-5:00	3	1	7	13	10	14	24	10	0
Cars in Lot at 4 pm = 15	5:00-5:15	3	0	6	9	9	9	18	10	1
Dvwy 1 = Northwest	5:15-5:30	3	0	6	5	9	5	14	14	1
Dvwy 2 = Southeast	5:30-5:45	1	0	8	6	9	6	15	17	1
	5:45-6:00	0	0	7	11	7	11	18	13	0
<b>MAPLEWOOD</b>	4:00-4:15	6	3	5	8	11	11	22	21	1
2196 White Bear Ave	4:15-4:30	4	4	5	7	9	11	20	19	1
Maplewood, MN	4:30-4:45	7	5	10	8	17	13	30	23	2
13,013 SF	4:45-5:00	13	10	5	9	18	19	37	22	2
Cars in Lot at 4 pm = 21	5:00-5:15	6	4	5	8	11	12	23	21	2
Dvwy 1 = Northwest	5:15-5:30	7	7	5	4	12	11	23	22	2
Dvwy 2 = Southeast	5:30-5:45	6	6	6	7	12	13	25	21	1
	5:45-6:00	2	4	4	4	6	8	14	19	0

# Appendix C - Calibrated Mechanical Data

Location 1: Shakopee CVS  
Location 2: Shakopee, MN

## CALIBRATED DATA

Date	Time	EAST DRIVE		WEST DRIVE		TOTALS	
		IN	OUT	IN	OUT	IN	OUT
11/3/2009	12:00 AM	0	0	0	0	0	0
11/3/2009	12:15 AM	0	0	0	0	0	0
11/3/2009	12:30 AM	0	0	0	0	0	0
11/3/2009	12:45 AM	0	0	0	0	0	0
11/3/2009	01:00 AM	0	0	0	0	0	0
11/3/2009	01:15 AM	0	0	0	0	0	0
11/3/2009	01:30 AM	0	0	0	0	0	0
11/3/2009	01:45 AM	0	0	0	0	0	0
11/3/2009	02:00 AM	0	0	0	0	0	0
11/3/2009	02:15 AM	0	0	0	0	0	0
11/3/2009	02:30 AM	0	0	0	0	0	0
11/3/2009	02:45 AM	0	0	0	0	0	0
11/3/2009	03:00 AM	0	0	0	0	0	0
11/3/2009	03:15 AM	0	0	0	0	0	0
11/3/2009	03:30 AM	0	0	0	0	0	0
11/3/2009	03:45 AM	0	0	0	0	0	0
11/3/2009	04:00 AM	0	0	0	0	0	0
11/3/2009	04:15 AM	0	0	0	0	0	0
11/3/2009	04:30 AM	0	0	0	0	0	0
11/3/2009	04:45 AM	0	0	0	0	0	0
11/3/2009	05:00 AM	0	0	0	0	0	0
11/3/2009	05:15 AM	0	0	0	0	0	0
11/3/2009	05:30 AM	0	0	0	0	0	0
11/3/2009	05:45 AM	0	0	0	0	0	0
11/3/2009	06:00 AM	0	0	0	0	0	0
11/3/2009	06:15 AM	1	1	0	0	1	1
11/3/2009	06:30 AM	0	0	0	0	0	0
11/3/2009	06:45 AM	2	0	0	0	2	0
11/3/2009	07:00 AM	2	0	0	0	2	0
11/3/2009	07:15 AM	2	1	1	1	3	2
11/3/2009	07:30 AM	2	1	0	0	2	1
11/3/2009	07:45 AM	2	0	1	0	3	0
11/3/2009	08:00 AM	2	1	0	0	2	1
11/3/2009	08:15 AM	4	2	0	2	4	4
11/3/2009	08:30 AM	8	11	3	4	11	15
11/3/2009	08:45 AM	5	4	1	3	6	7
11/3/2009	09:00 AM	4	5	1	1	5	6
11/3/2009	09:15 AM	6	2	2	4	8	6
11/3/2009	09:30 AM	5	1	0	0	5	1
11/3/2009	09:45 AM	2	7	0	1	2	8
11/3/2009	10:00 AM	4	2	0	1	4	3
11/3/2009	10:15 AM	5	5	2	1	7	6
11/3/2009	10:30 AM	5	8	1	0	6	8
11/3/2009	10:45 AM	5	2	0	3	5	5
11/3/2009	11:00 AM	4	4	1	3	5	7
11/3/2009	11:15 AM	3	2	0	2	3	4
11/3/2009	11:30 AM	8	0	0	1	8	1
11/3/2009	11:45 AM	6	5	0	2	6	7
11/3/2009	12:00 PM	6	6	1	2	7	8
11/3/2009	12:15 PM	9	8	2	8	11	16
11/3/2009	12:30 PM	9	4	2	5	11	9
11/3/2009	12:45 PM	2	7	3	2	5	9
11/3/2009	01:00 PM	8	3	0	4	8	7
11/3/2009	01:15 PM	6	2	1	3	7	5
11/3/2009	01:30 PM	9	6	1	7	10	13

# Appendix C - Calibrated Mechanical Data

Location 1: Shakopee CVS  
Location 2: Shakopee, MN

## CALIBRATED DATA

Date	Time	EAST DRIVE		WEST DRIVE		TOTALS	
		IN	OUT	IN	OUT	IN	OUT
11/3/2009	01:45 PM	8	4	1	1	9	5
11/3/2009	02:00 PM	7	3	1	3	8	6
11/3/2009	02:15 PM	1	4	4	4	5	8
11/3/2009	02:30 PM	2	1	2	5	4	6
11/3/2009	02:45 PM	4	3	0	3	4	6
11/3/2009	03:00 PM	6	4	1	4	7	8
11/3/2009	03:15 PM	6	5	2	0	8	5
11/3/2009	03:30 PM	6	3	0	1	6	4
11/3/2009	03:45 PM	5	6	2	2	7	8
11/3/2009	04:00 PM	10	2	0	4	10	6
11/3/2009	04:15 PM	8	5	1	4	9	9
11/3/2009	04:30 PM	7	5	2	3	9	8
11/3/2009	04:45 PM	6	10	2	1	8	11
11/3/2009	05:00 PM	7	5	1	5	8	10
11/3/2009	05:15 PM	10	6	0	4	10	10
11/3/2009	05:30 PM	9	7	2	5	11	12
11/3/2009	05:45 PM	9	8	4	5	13	13
11/3/2009	06:00 PM	5	3	3	7	8	10
11/3/2009	06:15 PM	7	4	4	4	11	8
11/3/2009	06:30 PM	8	3	1	0	9	3
11/3/2009	06:45 PM	8	12	2	6	10	18
11/3/2009	07:00 PM	4	7	3	6	7	13
11/3/2009	07:15 PM	6	4	3	0	9	4
11/3/2009	07:30 PM	9	9	1	5	10	14
11/3/2009	07:45 PM	2	3	1	2	3	5
11/3/2009	08:00 PM	1	2	2	4	3	6
11/3/2009	08:15 PM	3	0	0	0	3	0
11/3/2009	08:30 PM	3	2	1	2	4	4
11/3/2009	08:45 PM	2	1	1	3	3	4
11/3/2009	09:00 PM	1	3	0	0	1	3
11/3/2009	09:15 PM	1	2	0	0	1	2
11/3/2009	09:30 PM	1	1	0	0	1	1
11/3/2009	09:45 PM	1	0	0	0	1	0
11/3/2009	10:00 PM	0	3	0	0	0	3
11/3/2009	10:15 PM	0	0	0	0	0	0
11/3/2009	10:30 PM	0	0	0	0	0	0
11/3/2009	10:45 PM	0	0	0	0	0	0
11/3/2009	11:00 PM	0	0	0	0	0	0
11/3/2009	11:15 PM	0	0	0	0	0	0
11/3/2009	11:30 PM	0	0	0	0	0	0
11/3/2009	11:45 PM	0	0	0	0	0	0
11/4/2009	12:00 AM	0	0	0	0	0	0
11/4/2009	12:15 AM	1	1	0	0	1	1
11/4/2009	12:30 AM	0	0	0	0	0	0
11/4/2009	12:45 AM	0	0	0	0	0	0
11/4/2009	01:00 AM	0	0	0	0	0	0
11/4/2009	01:15 AM	0	0	0	0	0	0
11/4/2009	01:30 AM	0	0	0	0	0	0
11/4/2009	01:45 AM	0	0	0	0	0	0
11/4/2009	02:00 AM	0	0	0	0	0	0
11/4/2009	02:15 AM	0	0	0	0	0	0
11/4/2009	02:30 AM	0	0	0	0	0	0
11/4/2009	02:45 AM	0	0	0	0	0	0
11/4/2009	03:00 AM	0	0	0	0	0	0
11/4/2009	03:15 AM	0	0	0	0	0	0

# Appendix C - Calibrated Mechanical Data

Location 1: Shakopee CVS  
Location 2: Shakopee, MN

## CALIBRATED DATA

Date	Time	EAST DRIVE		WEST DRIVE		TOTALS	
		IN	OUT	IN	OUT	IN	OUT
11/4/2009	03:30 AM	0	0	0	0	0	0
11/4/2009	03:45 AM	0	0	0	0	0	0
11/4/2009	04:00 AM	0	0	0	0	0	0
11/4/2009	04:15 AM	0	0	0	0	0	0
11/4/2009	04:30 AM	0	0	0	0	0	0
11/4/2009	04:45 AM	0	0	0	0	0	0
11/4/2009	05:00 AM	0	0	0	0	0	0
11/4/2009	05:15 AM	0	0	0	0	0	0
11/4/2009	05:30 AM	0	0	0	0	0	0
11/4/2009	05:45 AM	0	0	0	0	0	0
11/4/2009	06:00 AM	0	0	0	0	0	0
11/4/2009	06:15 AM	1	1	0	0	1	1
11/4/2009	06:30 AM	0	0	0	0	0	0
11/4/2009	06:45 AM	2	0	0	0	2	0
11/4/2009	07:00 AM	2	1	0	2	2	3
11/4/2009	07:15 AM	1	1	1	0	2	1
11/4/2009	07:30 AM	0	0	0	1	0	1
11/4/2009	07:45 AM	2	0	0	0	2	0
11/4/2009	08:00 AM	6	1	0	0	6	1
11/4/2009	08:15 AM	4	4	0	1	4	5
11/4/2009	08:30 AM	8	3	0	1	8	4
11/4/2009	08:45 AM	8	4	0	2	8	6
11/4/2009	09:00 AM	1	6	1	1	2	7
11/4/2009	09:15 AM	1	1	0	1	1	2
11/4/2009	09:30 AM	4	2	0	0	4	2
11/4/2009	09:45 AM	3	1	2	2	5	3
11/4/2009	10:00 AM	2	1	0	3	2	4
11/4/2009	10:15 AM	5	2	2	4	7	6
11/4/2009	10:30 AM	5	5	2	2	7	7
11/4/2009	10:45 AM	4	3	1	0	5	3
11/4/2009	11:00 AM	4	3	0	0	4	3
11/4/2009	11:15 AM	7	5	1	1	8	6
11/4/2009	11:30 AM	8	4	3	5	11	9
11/4/2009	11:45 AM	8	8	2	3	10	11
11/4/2009	12:00 PM	7	7	2	3	9	10
11/4/2009	12:15 PM	8	9	1	2	9	11
11/4/2009	12:30 PM	5	4	2	3	7	7
11/4/2009	12:45 PM	3	5	1	2	4	7
11/4/2009	01:00 PM	5	3	1	1	6	4
11/4/2009	01:15 PM	2	4	0	1	2	5
11/4/2009	01:30 PM	9	3	1	1	10	4
11/4/2009	01:45 PM	8	11	1	2	9	13
11/4/2009	02:00 PM	10	5	3	6	13	11
11/4/2009	02:15 PM	4	6	2	3	6	9
11/4/2009	02:30 PM	6	9	1	3	7	12
11/4/2009	02:45 PM	7	5	2	3	9	8
11/4/2009	03:00 PM	5	4	2	3	7	7
11/4/2009	03:15 PM	6	6	1	3	7	9
11/4/2009	03:30 PM	7	3	1	1	8	4
11/4/2009	03:45 PM	6	7	2	5	8	12
11/4/2009	04:00 PM	5	4	1	4	6	8
11/4/2009	04:15 PM	9	9	2	1	11	10
11/4/2009	04:30 PM	2	7	3	1	5	8
11/4/2009	04:45 PM	9	6	1	6	10	12
11/4/2009	05:00 PM	6	3	3	3	9	6

# Appendix C - Calibrated Mechanical Data

Location 1: Shakopee CVS  
Location 2: Shakopee, MN

## CALIBRATED DATA

Date	Time	EAST DRIVE		WEST DRIVE		TOTALS	
		IN	OUT	IN	OUT	IN	OUT
11/4/2009	05:15 PM	10	11	2	4	12	15
11/4/2009	05:30 PM	7	9	2	4	9	13
11/4/2009	05:45 PM	11	7	3	4	14	11
11/4/2009	06:00 PM	3	3	4	5	7	8
11/4/2009	06:15 PM	7	4	1	1	8	5
11/4/2009	06:30 PM	11	5	4	4	15	9
11/4/2009	06:45 PM	3	9	2	3	5	12
11/4/2009	07:00 PM	5	6	4	2	9	8
11/4/2009	07:15 PM	7	2	2	4	9	6
11/4/2009	07:30 PM	7	7	0	2	7	9
11/4/2009	07:45 PM	2	2	2	3	4	5
11/4/2009	08:00 PM	3	2	0	3	3	5
11/4/2009	08:15 PM	3	1	1	2	4	3
11/4/2009	08:30 PM	2	3	3	4	5	7
11/4/2009	08:45 PM	2	2	1	1	3	3
11/4/2009	09:00 PM	4	2	2	0	6	2
11/4/2009	09:15 PM	0	1	1	3	1	4
11/4/2009	09:30 PM	1	1	2	2	3	3
11/4/2009	09:45 PM	3	3	3	0	6	3
11/4/2009	10:00 PM	1	2	0	1	1	3
11/4/2009	10:15 PM	2	1	0	3	2	4
11/4/2009	10:30 PM	0	0	0	0	0	0
11/4/2009	10:45 PM	0	0	0	0	0	0
11/4/2009	11:00 PM	0	0	0	0	0	0
11/4/2009	11:15 PM	2	1	0	0	2	1
11/4/2009	11:30 PM	0	0	0	0	0	0
11/4/2009	11:45 PM	0	0	0	0	0	0
11/5/2009	12:00 AM	0	0	0	0	0	0
11/5/2009	12:15 AM	0	0	0	0	0	0
11/5/2009	12:30 AM	0	0	0	0	0	0
11/5/2009	12:45 AM	0	0	0	0	0	0
11/5/2009	01:00 AM	0	0	0	0	0	0
11/5/2009	01:15 AM	0	0	0	0	0	0
11/5/2009	01:30 AM	0	0	0	0	0	0
11/5/2009	01:45 AM	0	0	0	0	0	0
11/5/2009	02:00 AM	0	0	0	0	0	0
11/5/2009	02:15 AM	0	0	0	0	0	0
11/5/2009	02:30 AM	0	0	0	0	0	0
11/5/2009	02:45 AM	0	0	0	0	0	0
11/5/2009	03:00 AM	0	0	0	0	0	0
11/5/2009	03:15 AM	0	0	0	0	0	0
11/5/2009	03:30 AM	0	0	0	0	0	0
11/5/2009	03:45 AM	0	0	0	0	0	0
11/5/2009	04:00 AM	0	1	1	0	1	1
11/5/2009	04:15 AM	0	0	0	0	0	0
11/5/2009	04:30 AM	0	0	0	0	0	0
11/5/2009	04:45 AM	0	0	0	0	0	0
11/5/2009	05:00 AM	0	0	0	0	0	0
11/5/2009	05:15 AM	0	0	0	0	0	0
11/5/2009	05:30 AM	1	1	0	0	1	1
11/5/2009	05:45 AM	0	0	0	0	0	0
11/5/2009	06:00 AM	0	0	0	0	0	0
11/5/2009	06:15 AM	0	0	0	0	0	0
11/5/2009	06:30 AM	0	0	0	0	0	0
11/5/2009	06:45 AM	2	1	0	0	2	1

# Appendix C - Calibrated Mechanical Data

Location 1: Shakopee CVS  
Location 2: Shakopee, MN

## CALIBRATED DATA

Date	Time	EAST DRIVE		WEST DRIVE		TOTALS	
		IN	OUT	IN	OUT	IN	OUT
11/5/2009	07:00 AM	5	0	0	0	5	0
11/5/2009	07:15 AM	3	2	1	1	4	3
11/5/2009	07:30 AM	3	0	0	2	3	2
11/5/2009	07:45 AM	3	4	0	0	3	4
11/5/2009	08:00 AM	5	0	0	1	5	1
11/5/2009	08:15 AM	3	1	2	0	5	1
11/5/2009	08:30 AM	1	1	0	4	1	5
11/5/2009	08:45 AM	3	2	0	1	3	3
11/5/2009	09:00 AM	5	3	0	3	5	6
11/5/2009	09:15 AM	4	3	0	2	4	5
11/5/2009	09:30 AM	6	3	2	0	8	3
11/5/2009	09:45 AM	2	5	4	6	6	11
11/5/2009	10:00 AM	1	1	2	2	3	3
11/5/2009	10:15 AM	4	1	1	0	5	1
11/5/2009	10:30 AM	6	3	0	3	6	6
11/5/2009	10:45 AM	4	1	3	5	7	6
11/5/2009	11:00 AM	5	3	2	3	7	6
11/5/2009	11:15 AM	2	2	3	3	5	5
11/5/2009	11:30 AM	1	1	3	6	4	7
11/5/2009	11:45 AM	7	2	2	2	9	4
11/5/2009	12:00 PM	4	4	0	2	4	6
11/5/2009	12:15 PM	6	7	0	2	6	9
11/5/2009	12:30 PM	5	7	1	1	6	8
11/5/2009	12:45 PM	6	1	3	9	9	10
11/5/2009	01:00 PM	5	4	2	2	7	6
11/5/2009	01:15 PM	4	4	4	3	8	7
11/5/2009	01:30 PM	6	6	2	2	8	8
11/5/2009	01:45 PM	3	5	0	0	3	5
11/5/2009	02:00 PM	5	4	2	4	7	8
11/5/2009	02:15 PM	2	4	0	1	2	5
11/5/2009	02:30 PM	8	5	1	5	9	10
11/5/2009	02:45 PM	5	2	1	2	6	4
11/5/2009	03:00 PM	7	5	3	3	10	8
11/5/2009	03:15 PM	7	5	2	3	9	8
11/5/2009	03:30 PM	3	7	3	4	6	11
11/5/2009	03:45 PM	4	4	1	3	5	7
11/5/2009	04:00 PM	8	10	2	4	10	14
11/5/2009	04:15 PM	6	7	3	1	9	8
11/5/2009	04:30 PM	6	7	1	1	7	8
11/5/2009	04:45 PM	8	7	1	1	9	8
11/5/2009	05:00 PM	9	8	3	3	12	11
11/5/2009	05:15 PM	11	7	0	4	11	11
11/5/2009	05:30 PM	8	5	0	5	8	10
11/5/2009	05:45 PM	6	8	5	3	11	11
11/5/2009	06:00 PM	7	7	1	2	8	9
11/5/2009	06:15 PM	7	1	0	5	7	6
11/5/2009	06:30 PM	8	7	0	3	8	10
11/5/2009	06:45 PM	4	6	0	1	4	7
11/5/2009	07:00 PM	6	4	1	3	7	7
11/5/2009	07:15 PM	12	10	1	4	13	14
11/5/2009	07:30 PM	3	4	1	2	4	6
11/5/2009	07:45 PM	5	2	1	4	6	6
11/5/2009	08:00 PM	4	3	1	1	5	4
11/5/2009	08:15 PM	1	4	2	0	3	4
11/5/2009	08:30 PM	5	4	1	4	6	8

# Appendix C - Calibrated Mechanical Data

Location 1: Shakopee CVS  
Location 2: Shakopee, MN

## CALIBRATED DATA

Date	Time	EAST DRIVE		WEST DRIVE		TOTALS	
		IN	OUT	IN	OUT	IN	OUT
11/5/2009	08:45 PM	3	2	0	2	3	4
11/5/2009	09:00 PM	1	3	0	1	1	4
11/5/2009	09:15 PM	1	0	0	0	1	0
11/5/2009	09:30 PM	0	0	0	1	0	1
11/5/2009	09:45 PM	0	0	1	0	1	0
11/5/2009	10:00 PM	0	3	0	1	0	4
11/5/2009	10:15 PM	0	0	0	0	0	0
11/5/2009	10:30 PM	0	0	0	0	0	0
11/5/2009	10:45 PM	0	0	0	0	0	0
11/5/2009	11:00 PM	0	0	0	0	0	0
11/5/2009	11:15 PM	0	0	0	0	0	0
11/5/2009	11:30 PM	0	0	0	0	0	0
11/5/2009	11:45 PM	0	0	0	0	0	0
11/6/2009	12:00 AM	0	0	0	0	0	0
11/6/2009	12:15 AM	0	0	0	0	0	0
11/6/2009	12:30 AM	0	0	0	0	0	0
11/6/2009	12:45 AM	0	0	1	1	1	1
11/6/2009	01:00 AM	0	0	0	0	0	0
11/6/2009	01:15 AM	0	0	0	0	0	0
11/6/2009	01:30 AM	0	0	0	0	0	0
11/6/2009	01:45 AM	1	0	0	1	1	1
11/6/2009	02:00 AM	0	0	0	0	0	0
11/6/2009	02:15 AM	0	0	0	0	0	0
11/6/2009	02:30 AM	0	0	0	0	0	0
11/6/2009	02:45 AM	0	0	0	0	0	0
11/6/2009	03:00 AM	0	0	0	0	0	0
11/6/2009	03:15 AM	0	0	0	0	0	0
11/6/2009	03:30 AM	0	0	0	0	0	0
11/6/2009	03:45 AM	0	0	0	0	0	0
11/6/2009	04:00 AM	0	0	0	0	0	0
11/6/2009	04:15 AM	0	0	0	0	0	0
11/6/2009	04:30 AM	0	0	0	0	0	0
11/6/2009	04:45 AM	0	0	0	0	0	0
11/6/2009	05:00 AM	0	0	0	0	0	0
11/6/2009	05:15 AM	0	0	0	0	0	0
11/6/2009	05:30 AM	1	1	0	0	1	1
11/6/2009	05:45 AM	0	0	0	0	0	0
11/6/2009	06:00 AM	0	0	0	0	0	0
11/6/2009	06:15 AM	0	0	0	0	0	0
11/6/2009	06:30 AM	0	0	0	0	0	0
11/6/2009	06:45 AM	2	0	0	0	2	0
11/6/2009	07:00 AM	2	2	0	0	2	2
11/6/2009	07:15 AM	3	2	0	2	3	4
11/6/2009	07:30 AM	1	0	0	0	1	0
11/6/2009	07:45 AM	5	1	0	0	5	1
11/6/2009	08:00 AM	6	4	1	3	7	7
11/6/2009	08:15 AM	5	0	0	3	5	3
11/6/2009	08:30 AM	5	1	0	1	5	2
11/6/2009	08:45 AM	4	2	0	1	4	3
11/6/2009	09:00 AM	4	3	2	2	6	5
11/6/2009	09:15 AM	3	8	1	2	4	10
11/6/2009	09:30 AM	3	1	0	0	3	1
11/6/2009	09:45 AM	3	2	0	5	3	7
11/6/2009	10:00 AM	6	5	0	3	6	8
11/6/2009	10:15 AM	3	3	1	1	4	4

# Appendix C - Calibrated Mechanical Data

Location 1: Shakopee CVS  
Location 2: Shakopee, MN

## CALIBRATED DATA

Date	Time	EAST DRIVE		WEST DRIVE		TOTALS	
		IN	OUT	IN	OUT	IN	OUT
11/6/2009	10:30 AM	1	4	0	0	1	4
11/6/2009	10:45 AM	6	2	3	1	9	3
11/6/2009	11:00 AM	8	8	0	0	8	8
11/6/2009	11:15 AM	7	6	2	1	9	7
11/6/2009	11:30 AM	6	5	0	2	6	7
11/6/2009	11:45 AM	4	5	0	2	4	7
11/6/2009	12:00 PM	6	5	3	2	9	7
11/6/2009	12:15 PM	4	4	0	3	4	7
11/6/2009	12:30 PM	6	4	2	2	8	6
11/6/2009	12:45 PM	6	7	2	2	8	9
11/6/2009	01:00 PM	4	3	0	3	4	6
11/6/2009	01:15 PM	9	6	2	3	11	9
11/6/2009	01:30 PM	7	7	2	2	9	9
11/6/2009	01:45 PM	7	7	1	5	8	12
11/6/2009	02:00 PM	7	5	3	4	10	9
11/6/2009	02:15 PM	7	1	1	5	8	6
11/6/2009	02:30 PM	4	6	0	3	4	9
11/6/2009	02:45 PM	8	8	1	3	9	11
11/6/2009	03:00 PM	9	6	4	2	13	8
11/6/2009	03:15 PM	12	11	1	4	13	15
11/6/2009	03:30 PM	6	10	3	2	9	12
11/6/2009	03:45 PM	9	8	2	4	11	12
11/6/2009	04:00 PM	10	6	2	5	12	11
11/6/2009	04:15 PM	15	8	3	6	18	14
11/6/2009	04:30 PM	7	12	3	3	10	15
11/6/2009	04:45 PM	9	6	3	5	12	11
11/6/2009	05:00 PM	5	4	2	6	7	10
11/6/2009	05:15 PM	8	7	0	6	8	13
11/6/2009	05:30 PM	6	4	0	3	6	7
11/6/2009	05:45 PM	8	7	2	1	10	8
11/6/2009	06:00 PM	9	8	2	3	11	11
11/6/2009	06:15 PM	5	7	1	3	6	10
11/6/2009	06:30 PM	9	4	1	1	10	5
11/6/2009	06:45 PM	8	10	0	3	8	13
11/6/2009	07:00 PM	3	4	0	8	3	12
11/6/2009	07:15 PM	6	7	5	2	11	9
11/6/2009	07:30 PM	0	1	1	4	1	5
11/6/2009	07:45 PM	3	5	2	3	5	8
11/6/2009	08:00 PM	8	2	2	4	10	6
11/6/2009	08:15 PM	1	5	1	1	2	6
11/6/2009	08:30 PM	3	2	0	0	3	2
11/6/2009	08:45 PM	0	1	1	3	1	4
11/6/2009	09:00 PM	5	0	2	0	7	0
11/6/2009	09:15 PM	1	5	0	0	1	5
11/6/2009	09:30 PM	1	1	1	1	2	2
11/6/2009	09:45 PM	2	2	0	1	2	3
11/6/2009	10:00 PM	0	2	0	1	0	3
11/6/2009	10:15 PM	0	0	0	0	0	0
11/6/2009	10:30 PM	1	1	0	0	1	1
11/6/2009	10:45 PM	0	0	0	0	0	0
11/6/2009	11:00 PM	0	0	0	0	0	0
11/6/2009	11:15 PM	1	1	0	0	1	1
11/6/2009	11:30 PM	0	0	0	0	0	0
11/6/2009	11:45 PM	0	0	0	0	0	0
11/7/2009	12:00 AM	0	0	0	0	0	0

# Appendix C - Calibrated Mechanical Data

Location 1: Shakopee CVS  
Location 2: Shakopee, MN

## CALIBRATED DATA

Date	Time	EAST DRIVE		WEST DRIVE		TOTALS	
		IN	OUT	IN	OUT	IN	OUT
11/7/2009	12:15 AM	0	0	0	0	0	0
11/7/2009	12:30 AM	0	0	0	0	0	0
11/7/2009	12:45 AM	0	0	0	0	0	0
11/7/2009	01:00 AM	0	0	0	0	0	0
11/7/2009	01:15 AM	0	0	0	0	0	0
11/7/2009	01:30 AM	0	0	0	0	0	0
11/7/2009	01:45 AM	0	0	0	0	0	0
11/7/2009	02:00 AM	0	0	0	0	0	0
11/7/2009	02:15 AM	0	0	0	0	0	0
11/7/2009	02:30 AM	0	0	0	0	0	0
11/7/2009	02:45 AM	0	0	0	0	0	0
11/7/2009	03:00 AM	0	0	0	0	0	0
11/7/2009	03:15 AM	0	0	0	0	0	0
11/7/2009	03:30 AM	0	0	0	0	0	0
11/7/2009	03:45 AM	0	0	0	0	0	0
11/7/2009	04:00 AM	0	0	0	0	0	0
11/7/2009	04:15 AM	0	0	0	0	0	0
11/7/2009	04:30 AM	0	0	0	0	0	0
11/7/2009	04:45 AM	0	0	0	0	0	0
11/7/2009	05:00 AM	0	0	0	0	0	0
11/7/2009	05:15 AM	1	2	0	0	1	2
11/7/2009	05:30 AM	0	0	0	0	0	0
11/7/2009	05:45 AM	0	0	0	0	0	0
11/7/2009	06:00 AM	0	0	0	0	0	0
11/7/2009	06:15 AM	0	0	0	0	0	0
11/7/2009	06:30 AM	0	0	0	0	0	0
11/7/2009	06:45 AM	0	0	0	0	0	0
11/7/2009	07:00 AM	1	0	1	1	2	1
11/7/2009	07:15 AM	1	0	1	0	2	0
11/7/2009	07:30 AM	2	2	0	0	2	2
11/7/2009	07:45 AM	3	1	0	2	3	3
11/7/2009	08:00 AM	4	1	0	0	4	1
11/7/2009	08:15 AM	0	1	0	1	0	2
11/7/2009	08:30 AM	3	1	0	0	3	1
11/7/2009	08:45 AM	2	0	0	1	2	1
11/7/2009	09:00 AM	2	1	0	1	2	2
11/7/2009	09:15 AM	5	1	0	1	5	2
11/7/2009	09:30 AM	4	2	0	0	4	2
11/7/2009	09:45 AM	1	3	2	1	3	4
11/7/2009	10:00 AM	6	2	1	3	7	5
11/7/2009	10:15 AM	3	3	0	2	3	5
11/7/2009	10:30 AM	5	4	2	2	7	6
11/7/2009	10:45 AM	1	4	0	2	1	6
11/7/2009	11:00 AM	6	5	2	3	8	8
11/7/2009	11:15 AM	9	4	1	3	10	7
11/7/2009	11:30 AM	7	1	1	1	8	2
11/7/2009	11:45 AM	9	5	0	7	9	12
11/7/2009	12:00 PM	5	6	0	5	5	11
11/7/2009	12:15 PM	4	2	1	4	5	6
11/7/2009	12:30 PM	3	3	0	4	3	7
11/7/2009	12:45 PM	5	2	1	5	6	7
11/7/2009	01:00 PM	7	3	2	5	9	8
11/7/2009	01:15 PM	6	5	1	5	7	10
11/7/2009	01:30 PM	4	1	1	1	5	2
11/7/2009	01:45 PM	4	4	1	4	5	8

# Appendix C - Calibrated Mechanical Data

Location 1: Shakopee CVS  
Location 2: Shakopee, MN

## CALIBRATED DATA

Date	Time	EAST DRIVE		WEST DRIVE		TOTALS	
		IN	OUT	IN	OUT	IN	OUT
11/7/2009	02:00 PM	4	5	1	1	5	6
11/7/2009	02:15 PM	8	2	2	4	10	6
11/7/2009	02:30 PM	5	2	1	3	6	5
11/7/2009	02:45 PM	5	5	0	1	5	6
11/7/2009	03:00 PM	3	2	0	5	3	7
11/7/2009	03:15 PM	6	6	2	1	8	7
11/7/2009	03:30 PM	6	4	2	4	8	8
11/7/2009	03:45 PM	7	4	0	3	7	7
11/7/2009	04:00 PM	9	7	1	2	10	9
11/7/2009	04:15 PM	7	10	3	1	10	11
11/7/2009	04:30 PM	11	9	1	5	12	14
11/7/2009	04:45 PM	6	2	2	2	8	4
11/7/2009	05:00 PM	3	4	2	2	5	6
11/7/2009	05:15 PM	3	4	2	4	5	8
11/7/2009	05:30 PM	8	7	1	3	9	10
11/7/2009	05:45 PM	4	3	1	1	5	4
11/7/2009	06:00 PM	5	5	0	3	5	8
11/7/2009	06:15 PM	9	4	0	2	9	6
11/7/2009	06:30 PM	5	8	1	2	6	10
11/7/2009	06:45 PM	5	5	2	1	7	6
11/7/2009	07:00 PM	4	1	0	3	4	4
11/7/2009	07:15 PM	4	1	2	2	6	3
11/7/2009	07:30 PM	1	2	1	3	2	5
11/7/2009	07:45 PM	2	1	2	2	4	3
11/7/2009	08:00 PM	2	2	0	0	2	2
11/7/2009	08:15 PM	3	2	3	2	6	4
11/7/2009	08:30 PM	3	1	0	3	3	4
11/7/2009	08:45 PM	1	1	2	2	3	3
11/7/2009	09:00 PM	0	0	1	0	1	0
11/7/2009	09:15 PM	2	0	0	1	2	1
11/7/2009	09:30 PM	6	5	0	1	6	6
11/7/2009	09:45 PM	1	3	1	0	2	3
11/7/2009	10:00 PM	1	0	2	3	3	3
11/7/2009	10:15 PM	1	1	0	2	1	3
11/7/2009	10:30 PM	0	0	0	0	0	0
11/7/2009	10:45 PM	0	0	0	0	0	0
11/7/2009	11:00 PM	4	3	1	1	5	4
11/7/2009	11:15 PM	2	1	0	0	2	1
11/7/2009	11:30 PM	0	2	0	0	0	2
11/7/2009	11:45 PM	0	0	0	0	0	0

# Appendix C - Calibrated Mechanical Data

Location 1: Eden Prairie CVS  
 Location 2: Eden Prairie, MN

CALIBRATED DATA

Date	Time	IN	OUT	TOTAL
11/4/2009	12:00 AM	0	0	0
11/4/2009	12:15 AM	0	0	0
11/4/2009	12:30 AM	0	0	0
11/4/2009	12:45 AM	0	0	0
11/4/2009	01:00 AM	0	0	0
11/4/2009	01:15 AM	0	0	0
11/4/2009	01:30 AM	0	0	0
11/4/2009	01:45 AM	0	0	0
11/4/2009	02:00 AM	0	0	0
11/4/2009	02:15 AM	0	0	0
11/4/2009	02:30 AM	0	0	0
11/4/2009	02:45 AM	0	0	0
11/4/2009	03:00 AM	0	0	0
11/4/2009	03:15 AM	0	0	0
11/4/2009	03:30 AM	1	1	2
11/4/2009	03:45 AM	0	0	0
11/4/2009	04:00 AM	0	0	0
11/4/2009	04:15 AM	0	0	0
11/4/2009	04:30 AM	2	1	3
11/4/2009	04:45 AM	0	0	0
11/4/2009	05:00 AM	0	0	0
11/4/2009	05:15 AM	0	0	0
11/4/2009	05:30 AM	0	0	0
11/4/2009	05:45 AM	0	0	0
11/4/2009	06:00 AM	1	0	1
11/4/2009	06:15 AM	0	0	0
11/4/2009	06:30 AM	3	2	5
11/4/2009	06:45 AM	0	0	0
11/4/2009	07:00 AM	2	0	2
11/4/2009	07:15 AM	5	5	10
11/4/2009	07:30 AM	6	6	12
11/4/2009	07:45 AM	6	4	10
11/4/2009	08:00 AM	4	7	11
11/4/2009	08:15 AM	10	5	15
11/4/2009	08:30 AM	9	7	16
11/4/2009	08:45 AM	7	8	15
11/4/2009	09:00 AM	9	9	18
11/4/2009	09:15 AM	10	6	16
11/4/2009	09:30 AM	5	6	11
11/4/2009	09:45 AM	5	8	13
11/4/2009	10:00 AM	5	4	9
11/4/2009	10:15 AM	13	5	18
11/4/2009	10:30 AM	12	13	25
11/4/2009	10:45 AM	6	12	18
11/4/2009	11:00 AM	4	9	13
11/4/2009	11:15 AM	17	9	26
11/4/2009	11:30 AM	17	20	37
11/4/2009	11:45 AM	8	16	24
11/4/2009	12:00 PM	23	13	36
11/4/2009	12:15 PM	16	18	34
11/4/2009	12:30 PM	18	18	36
11/4/2009	12:45 PM	18	21	39
11/4/2009	01:00 PM	24	19	43
11/4/2009	01:15 PM	14	19	33
11/4/2009	01:30 PM	13	14	27

# Appendix C - Calibrated Mechanical Data

Location 1: Eden Prairie CVS  
 Location 2: Eden Prairie, MN

CALIBRATED DATA

Date	Time	IN	OUT	TOTAL
11/4/2009	01:45 PM	8	17	25
11/4/2009	02:00 PM	14	10	24
11/4/2009	02:15 PM	11	13	24
11/4/2009	02:30 PM	7	9	16
11/4/2009	02:45 PM	14	16	30
11/4/2009	03:00 PM	16	9	25
11/4/2009	03:15 PM	16	17	33
11/4/2009	03:30 PM	13	14	27
11/4/2009	03:45 PM	17	11	28
11/4/2009	04:00 PM	22	22	44
11/4/2009	04:15 PM	11	14	25
11/4/2009	04:30 PM	18	11	29
11/4/2009	04:45 PM	12	19	31
11/4/2009	05:00 PM	19	19	38
11/4/2009	05:15 PM	28	15	43
11/4/2009	05:30 PM	19	26	45
11/4/2009	05:45 PM	17	17	34
11/4/2009	06:00 PM	18	18	36
11/4/2009	06:15 PM	11	15	26
11/4/2009	06:30 PM	12	10	22
11/4/2009	06:45 PM	11	15	26
11/4/2009	07:00 PM	11	8	19
11/4/2009	07:15 PM	11	12	23
11/4/2009	07:30 PM	10	12	22
11/4/2009	07:45 PM	5	9	14
11/4/2009	08:00 PM	5	7	12
11/4/2009	08:15 PM	12	12	24
11/4/2009	08:30 PM	2	8	10
11/4/2009	08:45 PM	8	4	12
11/4/2009	09:00 PM	9	6	15
11/4/2009	09:15 PM	3	9	12
11/4/2009	09:30 PM	5	7	12
11/4/2009	09:45 PM	3	4	7
11/4/2009	10:00 PM	3	5	8
11/4/2009	10:15 PM	1	3	4
11/4/2009	10:30 PM	2	2	4
11/4/2009	10:45 PM	1	1	2
11/4/2009	11:00 PM	0	0	0
11/4/2009	11:15 PM	0	0	0
11/4/2009	11:30 PM	0	0	0
11/4/2009	11:45 PM	0	0	0
11/5/2009	12:00 AM	0	0	0
11/5/2009	12:15 AM	0	0	0
11/5/2009	12:30 AM	0	0	0
11/5/2009	12:45 AM	0	0	0
11/5/2009	01:00 AM	0	0	0
11/5/2009	01:15 AM	0	0	0
11/5/2009	01:30 AM	0	0	0
11/5/2009	01:45 AM	0	0	0
11/5/2009	02:00 AM	0	0	0
11/5/2009	02:15 AM	0	0	0
11/5/2009	02:30 AM	0	0	0
11/5/2009	02:45 AM	0	0	0
11/5/2009	03:00 AM	0	0	0
11/5/2009	03:15 AM	0	0	0

# Appendix C - Calibrated Mechanical Data

Location 1: Eden Prairie CVS  
Location 2: Eden Prairie, MN

CALIBRATED DATA

Date	Time	IN	OUT	TOTAL
11/5/2009	03:30 AM	0	0	0
11/5/2009	03:45 AM	0	0	0
11/5/2009	04:00 AM	2	2	4
11/5/2009	04:15 AM	0	0	0
11/5/2009	04:30 AM	0	0	0
11/5/2009	04:45 AM	0	0	0
11/5/2009	05:00 AM	0	0	0
11/5/2009	05:15 AM	0	0	0
11/5/2009	05:30 AM	0	0	0
11/5/2009	05:45 AM	0	0	0
11/5/2009	06:00 AM	0	0	0
11/5/2009	06:15 AM	2	6	8
11/5/2009	06:30 AM	4	2	6
11/5/2009	06:45 AM	1	1	2
11/5/2009	07:00 AM	4	2	6
11/5/2009	07:15 AM	4	9	13
11/5/2009	07:30 AM	3	1	4
11/5/2009	07:45 AM	4	1	5
11/5/2009	08:00 AM	2	6	8
11/5/2009	08:15 AM	6	4	10
11/5/2009	08:30 AM	8	5	13
11/5/2009	08:45 AM	7	7	14
11/5/2009	09:00 AM	11	9	20
11/5/2009	09:15 AM	4	9	13
11/5/2009	09:30 AM	7	3	10
11/5/2009	09:45 AM	10	8	18
11/5/2009	10:00 AM	9	8	17
11/5/2009	10:15 AM	8	11	19
11/5/2009	10:30 AM	12	10	22
11/5/2009	10:45 AM	11	11	22
11/5/2009	11:00 AM	8	10	18
11/5/2009	11:15 AM	19	15	34
11/5/2009	11:30 AM	12	23	35
11/5/2009	11:45 AM	14	14	28
11/5/2009	12:00 PM	12	16	28
11/5/2009	12:15 PM	17	14	31
11/5/2009	12:30 PM	11	19	30
11/5/2009	12:45 PM	15	9	24
11/5/2009	01:00 PM	6	10	16
11/5/2009	01:15 PM	6	7	13
11/5/2009	01:30 PM	24	15	39
11/5/2009	01:45 PM	10	14	24
11/5/2009	02:00 PM	11	11	22
11/5/2009	02:15 PM	7	8	15
11/5/2009	02:30 PM	8	7	15
11/5/2009	02:45 PM	13	9	22
11/5/2009	03:00 PM	10	14	24
11/5/2009	03:15 PM	10	14	24
11/5/2009	03:30 PM	15	7	22
11/5/2009	03:45 PM	13	15	28
11/5/2009	04:00 PM	17	12	29
11/5/2009	04:15 PM	12	8	20
11/5/2009	04:30 PM	16	17	33
11/5/2009	04:45 PM	20	14	34
11/5/2009	05:00 PM	19	18	37

# Appendix C - Calibrated Mechanical Data

Location 1: Eden Prairie CVS  
Location 2: Eden Prairie, MN

CALIBRATED DATA

Date	Time	IN	OUT	TOTAL
11/5/2009	05:15 PM	11	15	26
11/5/2009	05:30 PM	20	26	46
11/5/2009	05:45 PM	13	15	28
11/5/2009	06:00 PM	12	11	23
11/5/2009	06:15 PM	11	11	22
11/5/2009	06:30 PM	11	14	25
11/5/2009	06:45 PM	8	10	18
11/5/2009	07:00 PM	12	12	24
11/5/2009	07:15 PM	13	14	27
11/5/2009	07:30 PM	6	6	12
11/5/2009	07:45 PM	12	15	27
11/5/2009	08:00 PM	12	14	26
11/5/2009	08:15 PM	15	11	26
11/5/2009	08:30 PM	6	9	15
11/5/2009	08:45 PM	6	8	14
11/5/2009	09:00 PM	8	10	18
11/5/2009	09:15 PM	6	3	9
11/5/2009	09:30 PM	4	7	11
11/5/2009	09:45 PM	0	4	4
11/5/2009	10:00 PM	7	9	16
11/5/2009	10:15 PM	0	2	2
11/5/2009	10:30 PM	0	2	2
11/5/2009	10:45 PM	0	0	0
11/5/2009	11:00 PM	1	2	3
11/5/2009	11:15 PM	1	1	2
11/5/2009	11:30 PM	0	0	0
11/5/2009	11:45 PM	0	0	0
11/6/2009	12:00 AM	0	0	0
11/6/2009	12:15 AM	0	0	0
11/6/2009	12:30 AM	0	0	0
11/6/2009	12:45 AM	0	0	0
11/6/2009	01:00 AM	0	0	0
11/6/2009	01:15 AM	0	0	0
11/6/2009	01:30 AM	0	0	0
11/6/2009	01:45 AM	0	0	0
11/6/2009	02:00 AM	0	0	0
11/6/2009	02:15 AM	0	0	0
11/6/2009	02:30 AM	0	0	0
11/6/2009	02:45 AM	0	0	0
11/6/2009	03:00 AM	0	0	0
11/6/2009	03:15 AM	0	0	0
11/6/2009	03:30 AM	0	0	0
11/6/2009	03:45 AM	0	0	0
11/6/2009	04:00 AM	0	0	0
11/6/2009	04:15 AM	1	1	2
11/6/2009	04:30 AM	0	0	0
11/6/2009	04:45 AM	0	0	0
11/6/2009	05:00 AM	0	0	0
11/6/2009	05:15 AM	0	0	0
11/6/2009	05:30 AM	0	0	0
11/6/2009	05:45 AM	0	0	0
11/6/2009	06:00 AM	0	0	0
11/6/2009	06:15 AM	0	0	0
11/6/2009	06:30 AM	1	1	2
11/6/2009	06:45 AM	1	0	1

# Appendix C - Calibrated Mechanical Data

Location 1: Eden Prairie CVS  
Location 2: Eden Prairie, MN

CALIBRATED DATA

Date	Time	IN	OUT	TOTAL
11/6/2009	07:00 AM	1	1	2
11/6/2009	07:15 AM	1	2	3
11/6/2009	07:30 AM	9	2	11
11/6/2009	07:45 AM	4	5	9
11/6/2009	08:00 AM	2	6	8
11/6/2009	08:15 AM	12	6	18
11/6/2009	08:30 AM	2	8	10
11/6/2009	08:45 AM	7	6	13
11/6/2009	09:00 AM	6	6	12
11/6/2009	09:15 AM	6	7	13
11/6/2009	09:30 AM	14	10	24
11/6/2009	09:45 AM	11	6	17
11/6/2009	10:00 AM	10	10	20
11/6/2009	10:15 AM	13	12	25
11/6/2009	10:30 AM	10	13	23
11/6/2009	10:45 AM	10	10	20
11/6/2009	11:00 AM	11	11	22
11/6/2009	11:15 AM	16	9	25
11/6/2009	11:30 AM	18	15	33
11/6/2009	11:45 AM	12	15	27
11/6/2009	12:00 PM	14	10	24
11/6/2009	12:15 PM	16	14	30
11/6/2009	12:30 PM	19	19	38
11/6/2009	12:45 PM	13	16	29
11/6/2009	01:00 PM	13	9	22
11/6/2009	01:15 PM	13	11	24
11/6/2009	01:30 PM	16	15	31
11/6/2009	01:45 PM	20	19	39
11/6/2009	02:00 PM	6	13	19
11/6/2009	02:15 PM	23	20	43
11/6/2009	02:30 PM	7	10	17
11/6/2009	02:45 PM	6	12	18
11/6/2009	03:00 PM	17	10	27
11/6/2009	03:15 PM	16	17	33
11/6/2009	03:30 PM	10	12	22
11/6/2009	03:45 PM	21	10	31
11/6/2009	04:00 PM	7	11	18
11/6/2009	04:15 PM	12	14	26
11/6/2009	04:30 PM	11	7	18
11/6/2009	04:45 PM	18	20	38
11/6/2009	05:00 PM	13	14	27
11/6/2009	05:15 PM	17	10	27
11/6/2009	05:30 PM	13	12	25
11/6/2009	05:45 PM	18	18	36
11/6/2009	06:00 PM	15	18	33
11/6/2009	06:15 PM	16	14	30
11/6/2009	06:30 PM	12	23	35
11/6/2009	06:45 PM	14	7	21
11/6/2009	07:00 PM	10	11	21
11/6/2009	07:15 PM	14	20	34
11/6/2009	07:30 PM	14	12	26
11/6/2009	07:45 PM	9	10	19
11/6/2009	08:00 PM	8	8	16
11/6/2009	08:15 PM	4	9	13
11/6/2009	08:30 PM	7	9	16

# Appendix C - Calibrated Mechanical Data

Location 1: Eden Prairie CVS  
 Location 2: Eden Prairie, MN

CALIBRATED DATA

Date	Time	IN	OUT	TOTAL
11/6/2009	08:45 PM	7	4	11
11/6/2009	09:00 PM	3	6	9
11/6/2009	09:15 PM	3	5	8
11/6/2009	09:30 PM	7	4	11
11/6/2009	09:45 PM	4	7	11
11/6/2009	10:00 PM	3	9	12
11/6/2009	10:15 PM	0	0	0
11/6/2009	10:30 PM	3	2	5
11/6/2009	10:45 PM	3	4	7
11/6/2009	11:00 PM	1	1	2
11/6/2009	11:15 PM	0	0	0
11/6/2009	11:30 PM	0	0	0
11/6/2009	11:45 PM	0	0	0
11/7/2009	12:00 AM	0	0	0
11/7/2009	12:15 AM	0	0	0
11/7/2009	12:30 AM	0	0	0
11/7/2009	12:45 AM	0	0	0
11/7/2009	01:00 AM	0	0	0
11/7/2009	01:15 AM	0	0	0
11/7/2009	01:30 AM	0	0	0
11/7/2009	01:45 AM	0	0	0
11/7/2009	02:00 AM	0	0	0
11/7/2009	02:15 AM	0	0	0
11/7/2009	02:30 AM	0	0	0
11/7/2009	02:45 AM	0	0	0
11/7/2009	03:00 AM	0	0	0
11/7/2009	03:15 AM	0	0	0
11/7/2009	03:30 AM	0	0	0
11/7/2009	03:45 AM	0	0	0
11/7/2009	04:00 AM	0	2	2
11/7/2009	04:15 AM	0	0	0
11/7/2009	04:30 AM	0	0	0
11/7/2009	04:45 AM	0	0	0
11/7/2009	05:00 AM	0	0	0
11/7/2009	05:15 AM	0	0	0
11/7/2009	05:30 AM	0	0	0
11/7/2009	05:45 AM	0	0	0
11/7/2009	06:00 AM	2	0	2
11/7/2009	06:15 AM	0	2	2
11/7/2009	06:30 AM	1	0	1
11/7/2009	06:45 AM	0	0	0
11/7/2009	07:00 AM	0	0	0
11/7/2009	07:15 AM	1	1	2
11/7/2009	07:30 AM	0	0	0
11/7/2009	07:45 AM	2	2	4
11/7/2009	08:00 AM	4	3	7
11/7/2009	08:15 AM	2	3	5
11/7/2009	08:30 AM	3	3	6
11/7/2009	08:45 AM	4	3	7
11/7/2009	09:00 AM	6	2	8
11/7/2009	09:15 AM	6	6	12
11/7/2009	09:30 AM	2	6	8
11/7/2009	09:45 AM	11	6	17
11/7/2009	10:00 AM	11	13	24
11/7/2009	10:15 AM	6	5	11

# Appendix C - Calibrated Mechanical Data

Location 1: Eden Prairie CVS  
Location 2: Eden Prairie, MN

CALIBRATED DATA

Date	Time	IN	OUT	TOTAL
11/7/2009	10:30 AM	12	9	21
11/7/2009	10:45 AM	11	9	20
11/7/2009	11:00 AM	14	14	28
11/7/2009	11:15 AM	10	10	20
11/7/2009	11:30 AM	13	14	27
11/7/2009	11:45 AM	14	15	29
11/7/2009	12:00 PM	14	20	34
11/7/2009	12:15 PM	10	10	20
11/7/2009	12:30 PM	15	18	33
11/7/2009	12:45 PM	12	13	25
11/7/2009	01:00 PM	14	8	22
11/7/2009	01:15 PM	10	14	24
11/7/2009	01:30 PM	18	9	27
11/7/2009	01:45 PM	20	23	43
11/7/2009	02:00 PM	8	15	23
11/7/2009	02:15 PM	11	13	24
11/7/2009	02:30 PM	11	9	20
11/7/2009	02:45 PM	13	12	25
11/7/2009	03:00 PM	12	7	19
11/7/2009	03:15 PM	16	15	31
11/7/2009	03:30 PM	15	12	27
11/7/2009	03:45 PM	5	12	17
11/7/2009	04:00 PM	5	8	13
11/7/2009	04:15 PM	17	13	30
11/7/2009	04:30 PM	9	9	18
11/7/2009	04:45 PM	10	8	18
11/7/2009	05:00 PM	6	14	20
11/7/2009	05:15 PM	4	5	9
11/7/2009	05:30 PM	16	8	24
11/7/2009	05:45 PM	13	13	26
11/7/2009	06:00 PM	9	15	24
11/7/2009	06:15 PM	9	11	20
11/7/2009	06:30 PM	6	8	14
11/7/2009	06:45 PM	5	5	10
11/7/2009	07:00 PM	8	4	12
11/7/2009	07:15 PM	6	8	14
11/7/2009	07:30 PM	11	9	20
11/7/2009	07:45 PM	8	12	20
11/7/2009	08:00 PM	8	7	15
11/7/2009	08:15 PM	6	10	16
11/7/2009	08:30 PM	1	3	4
11/7/2009	08:45 PM	8	6	14
11/7/2009	09:00 PM	8	12	20
11/7/2009	09:15 PM	5	5	10
11/7/2009	09:30 PM	1	2	3
11/7/2009	09:45 PM	4	4	8
11/7/2009	10:00 PM	3	5	8
11/7/2009	10:15 PM	2	2	4
11/7/2009	10:30 PM	1	1	2
11/7/2009	10:45 PM	0	0	0
11/7/2009	11:00 PM	1	2	3
11/7/2009	11:15 PM	0	0	0
11/7/2009	11:30 PM	0	0	0
11/7/2009	11:45 PM	0	0	0

# Appendix C - Calibrated Mechanical Data

Location 1: Plymouth CVS  
Location 2: Plymouth, MN

## CALIBRATED DATA

Date	Time	NW DRIVE	SOUTH DRIVE		TOTAL	
		IN	IN	OUT	IN	OUT
11/3/2009	12:00 AM	0	1	0	1	0
11/3/2009	12:15 AM	0	0	2	0	2
11/3/2009	12:30 AM	0	1	0	1	0
11/3/2009	12:45 AM	0	1	1	1	1
11/3/2009	01:00 AM	0	1	2	1	2
11/3/2009	01:15 AM	0	0	0	0	0
11/3/2009	01:30 AM	0	1	1	1	1
11/3/2009	01:45 AM	0	0	0	0	0
11/3/2009	02:00 AM	0	0	0	0	0
11/3/2009	02:15 AM	0	0	0	0	0
11/3/2009	02:30 AM	0	0	0	0	0
11/3/2009	02:45 AM	0	0	0	0	0
11/3/2009	03:00 AM	0	0	0	0	0
11/3/2009	03:15 AM	0	2	1	2	1
11/3/2009	03:30 AM	2	0	0	2	0
11/3/2009	03:45 AM	0	0	0	0	0
11/3/2009	04:00 AM	0	1	1	1	1
11/3/2009	04:15 AM	0	0	0	0	0
11/3/2009	04:30 AM	0	1	1	1	1
11/3/2009	04:45 AM	0	0	0	0	0
11/3/2009	05:00 AM	1	0	2	1	2
11/3/2009	05:15 AM	0	0	0	0	0
11/3/2009	05:30 AM	1	2	5	3	5
11/3/2009	05:45 AM	0	1	2	1	2
11/3/2009	06:00 AM	0	3	2	3	2
11/3/2009	06:15 AM	0	1	2	1	2
11/3/2009	06:30 AM	0	1	1	1	1
11/3/2009	06:45 AM	0	3	6	3	6
11/3/2009	07:00 AM	0	4	9	4	9
11/3/2009	07:15 AM	0	8	5	8	5
11/3/2009	07:30 AM	0	6	11	6	11
11/3/2009	07:45 AM	1	4	6	5	6
11/3/2009	08:00 AM	1	5	7	6	7
11/3/2009	08:15 AM	1	2	5	3	5
11/3/2009	08:30 AM	1	2	6	3	6
11/3/2009	08:45 AM	0	2	3	2	3
11/3/2009	09:00 AM	1	6	3	7	3
11/3/2009	09:15 AM	0	6	9	6	9
11/3/2009	09:30 AM	1	10	12	11	12
11/3/2009	09:45 AM	2	5	12	7	12
11/3/2009	10:00 AM	1	6	7	7	7
11/3/2009	10:15 AM	0	8	9	8	9
11/3/2009	10:30 AM	0	4	4	4	4
11/3/2009	10:45 AM	2	7	12	9	12
11/3/2009	11:00 AM	0	11	18	11	18
11/3/2009	11:15 AM	1	7	7	8	7
11/3/2009	11:30 AM	1	5	8	6	8
11/3/2009	11:45 AM	1	6	5	7	5
11/3/2009	12:00 PM	2	11	8	13	8
11/3/2009	12:15 PM	1	5	12	6	12
11/3/2009	12:30 PM	2	8	13	10	13
11/3/2009	12:45 PM	0	11	10	11	10
11/3/2009	01:00 PM	0	3	15	3	15
11/3/2009	01:15 PM	1	10	7	11	7

# Appendix C - Calibrated Mechanical Data

Location 1: Plymouth CVS  
Location 2: Plymouth, MN

## CALIBRATED DATA

Date	Time	NW DRIVE	SOUTH DRIVE		TOTAL	
		IN	IN	OUT	IN	OUT
11/3/2009	01:30 PM	1	7	13	8	13
11/3/2009	01:45 PM	0	5	10	5	10
11/3/2009	02:00 PM	1	10	10	11	10
11/3/2009	02:15 PM	1	7	11	8	11
11/3/2009	02:30 PM	0	9	12	9	12
11/3/2009	02:45 PM	1	9	12	10	12
11/3/2009	03:00 PM	0	11	13	11	13
11/3/2009	03:15 PM	2	11	12	13	12
11/3/2009	03:30 PM	1	10	17	11	17
11/3/2009	03:45 PM	3	13	16	16	16
11/3/2009	04:00 PM	2	8	9	10	9
11/3/2009	04:15 PM	3	8	14	11	14
11/3/2009	04:30 PM	1	14	13	15	13
11/3/2009	04:45 PM	2	11	23	13	23
11/3/2009	05:00 PM	0	11	14	11	14
11/3/2009	05:15 PM	0	5	8	5	8
11/3/2009	05:30 PM	1	9	11	10	11
11/3/2009	05:45 PM	1	6	7	7	7
11/3/2009	06:00 PM	2	5	11	7	11
11/3/2009	06:15 PM	1	12	10	13	10
11/3/2009	06:30 PM	0	6	11	6	11
11/3/2009	06:45 PM	3	5	11	8	11
11/3/2009	07:00 PM	0	6	6	6	6
11/3/2009	07:15 PM	1	6	13	7	13
11/3/2009	07:30 PM	1	4	5	5	5
11/3/2009	07:45 PM	1	4	4	5	4
11/3/2009	08:00 PM	1	7	12	8	12
11/3/2009	08:15 PM	1	4	3	5	3
11/3/2009	08:30 PM	1	4	11	5	11
11/3/2009	08:45 PM	2	6	8	8	8
11/3/2009	09:00 PM	2	5	6	7	6
11/3/2009	09:15 PM	0	3	7	3	7
11/3/2009	09:30 PM	0	4	3	4	3
11/3/2009	09:45 PM	1	4	4	5	4
11/3/2009	10:00 PM	2	3	3	5	3
11/3/2009	10:15 PM	1	3	5	4	5
11/3/2009	10:30 PM	0	1	4	1	4
11/3/2009	10:45 PM	2	4	4	6	4
11/3/2009	11:00 PM	1	2	3	3	3
11/3/2009	11:15 PM	1	0	2	1	2
11/3/2009	11:30 PM	0	2	1	2	1
11/3/2009	11:45 PM	1	2	4	3	4
11/4/2009	12:00 AM	0	1	1	1	1
11/4/2009	12:15 AM	0	0	0	0	0
11/4/2009	12:30 AM	0	0	0	0	0
11/4/2009	12:45 AM	0	1	0	1	0
11/4/2009	01:00 AM	0	0	1	0	1
11/4/2009	01:15 AM	0	0	0	0	0
11/4/2009	01:30 AM	0	0	0	0	0
11/4/2009	01:45 AM	0	0	0	0	0
11/4/2009	02:00 AM	0	0	0	0	0
11/4/2009	02:15 AM	0	0	0	0	0
11/4/2009	02:30 AM	0	1	0	1	0
11/4/2009	02:45 AM	0	0	1	0	1

# Appendix C - Calibrated Mechanical Data

Location 1: Plymouth CVS  
Location 2: Plymouth, MN

## CALIBRATED DATA

Date	Time	NW DRIVE	SOUTH DRIVE		TOTAL	
		IN	IN	OUT	IN	OUT
11/4/2009	03:00 AM	0	0	0	0	0
11/4/2009	03:15 AM	0	0	0	0	0
11/4/2009	03:30 AM	0	0	0	0	0
11/4/2009	03:45 AM	0	0	0	0	0
11/4/2009	04:00 AM	0	0	0	0	0
11/4/2009	04:15 AM	1	1	0	2	0
11/4/2009	04:30 AM	0	3	2	3	2
11/4/2009	04:45 AM	0	0	0	0	0
11/4/2009	05:00 AM	0	1	1	1	1
11/4/2009	05:15 AM	0	0	0	0	0
11/4/2009	05:30 AM	0	1	2	1	2
11/4/2009	05:45 AM	0	2	2	2	2
11/4/2009	06:00 AM	0	1	0	1	0
11/4/2009	06:15 AM	0	3	3	3	3
11/4/2009	06:30 AM	0	3	5	3	5
11/4/2009	06:45 AM	2	8	8	10	8
11/4/2009	07:00 AM	3	4	12	7	12
11/4/2009	07:15 AM	0	7	9	7	9
11/4/2009	07:30 AM	1	9	11	10	11
11/4/2009	07:45 AM	0	6	11	6	11
11/4/2009	08:00 AM	1	2	8	3	8
11/4/2009	08:15 AM	0	7	9	7	9
11/4/2009	08:30 AM	1	6	9	7	9
11/4/2009	08:45 AM	0	5	4	5	4
11/4/2009	09:00 AM	0	4	6	4	6
11/4/2009	09:15 AM	1	8	9	9	9
11/4/2009	09:30 AM	1	11	16	12	16
11/4/2009	09:45 AM	0	8	12	8	12
11/4/2009	10:00 AM	1	6	7	7	7
11/4/2009	10:15 AM	1	14	13	15	13
11/4/2009	10:30 AM	2	6	10	8	10
11/4/2009	10:45 AM	1	4	7	5	7
11/4/2009	11:00 AM	0	6	12	6	12
11/4/2009	11:15 AM	1	8	9	9	9
11/4/2009	11:30 AM	0	5	10	5	10
11/4/2009	11:45 AM	1	8	7	9	7
11/4/2009	12:00 PM	1	15	10	16	10
11/4/2009	12:15 PM	1	9	13	10	13
11/4/2009	12:30 PM	0	12	22	12	22
11/4/2009	12:45 PM	3	11	14	14	14
11/4/2009	01:00 PM	2	9	13	11	13
11/4/2009	01:15 PM	3	7	8	10	8
11/4/2009	01:30 PM	1	8	10	9	10
11/4/2009	01:45 PM	2	6	13	8	13
11/4/2009	02:00 PM	1	8	10	9	10
11/4/2009	02:15 PM	2	12	14	14	14
11/4/2009	02:30 PM	1	14	16	15	16
11/4/2009	02:45 PM	0	8	13	8	13
11/4/2009	03:00 PM	2	14	14	16	14
11/4/2009	03:15 PM	2	10	18	12	18
11/4/2009	03:30 PM	1	11	13	12	13
11/4/2009	03:45 PM	2	13	14	15	14
11/4/2009	04:00 PM	0	12	17	12	17
11/4/2009	04:15 PM	3	18	14	21	14

# Appendix C - Calibrated Mechanical Data

Location 1: Plymouth CVS  
Location 2: Plymouth, MN

## CALIBRATED DATA

Date	Time	NW DRIVE	SOUTH DRIVE		TOTAL	
		IN	IN	OUT	IN	OUT
11/4/2009	04:30 PM	0	19	14	19	14
11/4/2009	04:45 PM	3	9	17	12	17
11/4/2009	05:00 PM	1	12	21	13	21
11/4/2009	05:15 PM	1	13	16	14	16
11/4/2009	05:30 PM	3	8	11	11	11
11/4/2009	05:45 PM	2	7	11	9	11
11/4/2009	06:00 PM	4	5	12	9	12
11/4/2009	06:15 PM	2	3	8	5	8
11/4/2009	06:30 PM	2	11	15	13	15
11/4/2009	06:45 PM	1	8	15	9	15
11/4/2009	07:00 PM	0	10	8	10	8
11/4/2009	07:15 PM	1	8	8	9	8
11/4/2009	07:30 PM	0	6	11	6	11
11/4/2009	07:45 PM	2	6	6	8	6
11/4/2009	08:00 PM	0	6	9	6	9
11/4/2009	08:15 PM	2	5	3	7	3
11/4/2009	08:30 PM	0	5	7	5	7
11/4/2009	08:45 PM	1	4	9	5	9
11/4/2009	09:00 PM	2	5	4	7	4
11/4/2009	09:15 PM	2	6	14	8	14
11/4/2009	09:30 PM	0	3	6	3	6
11/4/2009	09:45 PM	1	3	0	4	0
11/4/2009	10:00 PM	0	3	7	3	7
11/4/2009	10:15 PM	1	5	7	6	7
11/4/2009	10:30 PM	0	5	3	5	3
11/4/2009	10:45 PM	0	0	1	0	1
11/4/2009	11:00 PM	1	1	1	2	1
11/4/2009	11:15 PM	0	3	2	3	2
11/4/2009	11:30 PM	1	0	2	1	2
11/4/2009	11:45 PM	0	1	1	1	1
11/5/2009	12:00 AM	0	0	0	0	0
11/5/2009	12:15 AM	1	2	2	3	2
11/5/2009	12:30 AM	0	1	1	1	1
11/5/2009	12:45 AM	1	1	0	2	0
11/5/2009	01:00 AM	0	0	0	0	0
11/5/2009	01:15 AM	0	0	0	0	0
11/5/2009	01:30 AM	0	1	0	1	0
11/5/2009	01:45 AM	0	1	2	1	2
11/5/2009	02:00 AM	0	0	0	0	0
11/5/2009	02:15 AM	0	0	0	0	0
11/5/2009	02:30 AM	0	0	0	0	0
11/5/2009	02:45 AM	0	0	0	0	0
11/5/2009	03:00 AM	0	0	0	0	0
11/5/2009	03:15 AM	0	0	0	0	0
11/5/2009	03:30 AM	0	0	0	0	0
11/5/2009	03:45 AM	0	0	0	0	0
11/5/2009	04:00 AM	0	0	0	0	0
11/5/2009	04:15 AM	0	0	0	0	0
11/5/2009	04:30 AM	1	1	1	2	1
11/5/2009	04:45 AM	1	2	3	3	3
11/5/2009	05:00 AM	0	0	0	0	0
11/5/2009	05:15 AM	0	1	1	1	1
11/5/2009	05:30 AM	0	0	3	0	3
11/5/2009	05:45 AM	0	0	0	0	0

# Appendix C - Calibrated Mechanical Data

Location 1: Plymouth CVS  
Location 2: Plymouth, MN

CALIBRATED DATA

Date	Time	NW DRIVE	SOUTH DRIVE		TOTAL	
		IN	IN	OUT	IN	OUT
11/5/2009	06:00 AM	0	0	0	0	0
11/5/2009	06:15 AM	0	0	0	0	0
11/5/2009	06:30 AM	0	0	0	0	0
11/5/2009	06:45 AM	1	8	5	9	5
11/5/2009	07:00 AM	1	6	10	7	10
11/5/2009	07:15 AM	1	2	6	3	6
11/5/2009	07:30 AM	1	3	4	4	4
11/5/2009	07:45 AM	3	3	4	6	4
11/5/2009	08:00 AM	1	4	6	5	6
11/5/2009	08:15 AM	1	7	8	8	8
11/5/2009	08:30 AM	1	3	5	4	5
11/5/2009	08:45 AM	3	5	6	8	6
11/5/2009	09:00 AM	1	3	7	4	7
11/5/2009	09:15 AM	0	4	6	4	6
11/5/2009	09:30 AM	0	5	4	5	4
11/5/2009	09:45 AM	0	4	5	4	5
11/5/2009	10:00 AM	2	8	12	10	12
11/5/2009	10:15 AM	0	6	5	6	5
11/5/2009	10:30 AM	1	8	11	9	11
11/5/2009	10:45 AM	0	8	15	8	15
11/5/2009	11:00 AM	1	10	13	11	13
11/5/2009	11:15 AM	1	7	14	8	14
11/5/2009	11:30 AM	2	10	15	12	15
11/5/2009	11:45 AM	2	13	12	15	12
11/5/2009	12:00 PM	3	5	19	8	19
11/5/2009	12:15 PM	2	16	20	18	20
11/5/2009	12:30 PM	0	6	7	6	7
11/5/2009	12:45 PM	3	12	19	15	19
11/5/2009	01:00 PM	1	6	12	7	12
11/5/2009	01:15 PM	3	10	10	13	10
11/5/2009	01:30 PM	2	6	13	8	13
11/5/2009	01:45 PM	0	5	9	5	9
11/5/2009	02:00 PM	1	11	4	12	4
11/5/2009	02:15 PM	1	7	16	8	16
11/5/2009	02:30 PM	2	8	14	10	14
11/5/2009	02:45 PM	2	9	10	11	10
11/5/2009	03:00 PM	2	9	15	11	15
11/5/2009	03:15 PM	4	12	12	16	12
11/5/2009	03:30 PM	1	16	20	17	20
11/5/2009	03:45 PM	3	10	13	13	13
11/5/2009	04:00 PM	0	5	13	5	13
11/5/2009	04:15 PM	0	13	8	13	8
11/5/2009	04:30 PM	0	8	12	8	12
11/5/2009	04:45 PM	1	7	15	8	15
11/5/2009	05:00 PM	1	14	14	15	14
11/5/2009	05:15 PM	3	11	23	14	23
11/5/2009	05:30 PM	2	6	9	8	9
11/5/2009	05:45 PM	1	10	10	11	10
11/5/2009	06:00 PM	2	6	11	8	11
11/5/2009	06:15 PM	1	12	20	13	20
11/5/2009	06:30 PM	3	7	11	10	11
11/5/2009	06:45 PM	2	5	10	7	10
11/5/2009	07:00 PM	1	6	12	7	12
11/5/2009	07:15 PM	3	7	13	10	13

# Appendix C - Calibrated Mechanical Data

Location 1: Plymouth CVS  
Location 2: Plymouth, MN

## CALIBRATED DATA

Date	Time	NW DRIVE	SOUTH DRIVE		TOTAL	
		IN	IN	OUT	IN	OUT
11/5/2009	07:30 PM	1	5	9	6	9
11/5/2009	07:45 PM	1	5	5	6	5
11/5/2009	08:00 PM	1	11	10	12	10
11/5/2009	08:15 PM	0	8	10	8	10
11/5/2009	08:30 PM	0	4	8	4	8
11/5/2009	08:45 PM	1	9	13	10	13
11/5/2009	09:00 PM	0	10	9	10	9
11/5/2009	09:15 PM	1	4	7	5	7
11/5/2009	09:30 PM	1	9	8	10	8
11/5/2009	09:45 PM	0	2	10	2	10
11/5/2009	10:00 PM	2	0	4	2	4
11/5/2009	10:15 PM	1	3	2	4	2
11/5/2009	10:30 PM	0	2	1	2	1
11/5/2009	10:45 PM	0	1	1	1	1
11/5/2009	11:00 PM	0	1	3	1	3
11/5/2009	11:15 PM	0	1	0	1	0
11/5/2009	11:30 PM	0	2	2	2	2
11/5/2009	11:45 PM	1	1	1	2	1
11/6/2009	12:00 AM	1	0	3	1	3
11/6/2009	12:15 AM	0	0	0	0	0
11/6/2009	12:30 AM	0	1	1	1	1
11/6/2009	12:45 AM	0	1	1	1	1
11/6/2009	01:00 AM	0	0	1	0	1
11/6/2009	01:15 AM	0	1	1	1	1
11/6/2009	01:30 AM	0	0	0	0	0
11/6/2009	01:45 AM	0	0	0	0	0
11/6/2009	02:00 AM	0	0	0	0	0
11/6/2009	02:15 AM	0	0	0	0	0
11/6/2009	02:30 AM	0	0	0	0	0
11/6/2009	02:45 AM	1	1	1	2	1
11/6/2009	03:00 AM	0	0	1	0	1
11/6/2009	03:15 AM	0	1	0	1	0
11/6/2009	03:30 AM	0	0	0	0	0
11/6/2009	03:45 AM	0	0	1	0	1
11/6/2009	04:00 AM	0	0	0	0	0
11/6/2009	04:15 AM	0	1	1	1	1
11/6/2009	04:30 AM	0	0	0	0	0
11/6/2009	04:45 AM	0	0	0	0	0
11/6/2009	05:00 AM	1	1	1	2	1
11/6/2009	05:15 AM	0	0	0	0	0
11/6/2009	05:30 AM	0	3	5	3	5
11/6/2009	05:45 AM	1	1	1	2	1
11/6/2009	06:00 AM	0	1	0	1	0
11/6/2009	06:15 AM	0	1	1	1	1
11/6/2009	06:30 AM	1	2	3	3	3
11/6/2009	06:45 AM	0	3	1	3	1
11/6/2009	07:00 AM	0	3	9	3	9
11/6/2009	07:15 AM	0	2	3	2	3
11/6/2009	07:30 AM	1	6	2	7	2
11/6/2009	07:45 AM	0	5	4	5	4
11/6/2009	08:00 AM	0	4	6	4	6
11/6/2009	08:15 AM	1	3	6	4	6
11/6/2009	08:30 AM	0	4	11	4	11
11/6/2009	08:45 AM	0	5	5	5	5

# Appendix C - Calibrated Mechanical Data

Location 1: Plymouth CVS  
Location 2: Plymouth, MN

## CALIBRATED DATA

Date	Time	NW DRIVE	SOUTH DRIVE		TOTAL	
		IN	IN	OUT	IN	OUT
11/6/2009	09:00 AM	0	6	3	6	3
11/6/2009	09:15 AM	0	5	10	5	10
11/6/2009	09:30 AM	2	4	5	6	5
11/6/2009	09:45 AM	1	7	9	8	9
11/6/2009	10:00 AM	1	4	6	5	6
11/6/2009	10:15 AM	0	7	5	7	5
11/6/2009	10:30 AM	2	14	16	16	16
11/6/2009	10:45 AM	2	7	9	9	9
11/6/2009	11:00 AM	1	11	13	12	13
11/6/2009	11:15 AM	1	10	9	11	9
11/6/2009	11:30 AM	1	5	11	6	11
11/6/2009	11:45 AM	1	10	11	11	11
11/6/2009	12:00 PM	3	7	12	10	12
11/6/2009	12:15 PM	0	15	19	15	19
11/6/2009	12:30 PM	2	6	14	8	14
11/6/2009	12:45 PM	0	6	7	6	7
11/6/2009	01:00 PM	1	4	9	5	9
11/6/2009	01:15 PM	0	6	14	6	14
11/6/2009	01:30 PM	1	11	10	12	10
11/6/2009	01:45 PM	3	10	11	13	11
11/6/2009	02:00 PM	2	12	16	14	16
11/6/2009	02:15 PM	0	7	10	7	10
11/6/2009	02:30 PM	1	7	13	8	13
11/6/2009	02:45 PM	2	9	11	11	11
11/6/2009	03:00 PM	0	13	19	13	19
11/6/2009	03:15 PM	4	6	12	10	12
11/6/2009	03:30 PM	2	4	10	6	10
11/6/2009	03:45 PM	3	7	12	10	12
11/6/2009	04:00 PM	3	9	15	12	15
11/6/2009	04:15 PM	2	7	12	9	12
11/6/2009	04:30 PM	2	8	9	10	9
11/6/2009	04:45 PM	2	6	15	8	15
11/6/2009	05:00 PM	0	5	10	5	10
11/6/2009	05:15 PM	2	8	10	10	10
11/6/2009	05:30 PM	2	12	15	14	15
11/6/2009	05:45 PM	2	10	15	12	15
11/6/2009	06:00 PM	0	8	16	8	16
11/6/2009	06:15 PM	2	6	7	8	7
11/6/2009	06:30 PM	0	6	7	6	7
11/6/2009	06:45 PM	1	4	9	5	9
11/6/2009	07:00 PM	2	7	5	9	5
11/6/2009	07:15 PM	2	6	9	8	9
11/6/2009	07:30 PM	0	3	4	3	4
11/6/2009	07:45 PM	2	4	8	6	8
11/6/2009	08:00 PM	0	4	7	4	7
11/6/2009	08:15 PM	1	4	5	5	5
11/6/2009	08:30 PM	1	5	6	6	6
11/6/2009	08:45 PM	3	6	8	9	8
11/6/2009	09:00 PM	1	4	2	5	2
11/6/2009	09:15 PM	2	4	8	6	8
11/6/2009	09:30 PM	1	5	4	6	4
11/6/2009	09:45 PM	1	6	6	7	6
11/6/2009	10:00 PM	1	8	11	9	11
11/6/2009	10:15 PM	0	6	7	6	7

# Appendix C - Calibrated Mechanical Data

Location 1: Plymouth CVS  
Location 2: Plymouth, MN

## CALIBRATED DATA

Date	Time	NW DRIVE	SOUTH DRIVE		TOTAL	
		IN	IN	OUT	IN	OUT
11/6/2009	10:30 PM	1	4	6	5	6
11/6/2009	10:45 PM	0	2	4	2	4
11/6/2009	11:00 PM	1	2	6	3	6
11/6/2009	11:15 PM	0	9	10	9	10
11/6/2009	11:30 PM	1	0	4	1	4
11/6/2009	11:45 PM	1	3	4	4	4
11/7/2009	12:00 AM	1	4	2	5	2
11/7/2009	12:15 AM	0	0	1	0	1
11/7/2009	12:30 AM	1	0	2	1	2
11/7/2009	12:45 AM	0	0	0	0	0
11/7/2009	01:00 AM	0	0	0	0	0
11/7/2009	01:15 AM	0	0	0	0	0
11/7/2009	01:30 AM	0	1	2	1	2
11/7/2009	01:45 AM	0	2	1	2	1
11/7/2009	02:00 AM	0	0	0	0	0
11/7/2009	02:15 AM	0	0	2	0	2
11/7/2009	02:30 AM	0	0	0	0	0
11/7/2009	02:45 AM	0	0	0	0	0
11/7/2009	03:00 AM	0	0	0	0	0
11/7/2009	03:15 AM	1	0	0	1	0
11/7/2009	03:30 AM	1	0	0	1	0
11/7/2009	03:45 AM	0	0	0	0	0
11/7/2009	04:00 AM	0	0	0	0	0
11/7/2009	04:15 AM	0	0	0	0	0
11/7/2009	04:30 AM	0	1	1	1	1
11/7/2009	04:45 AM	1	0	1	1	1
11/7/2009	05:00 AM	0	1	0	1	0
11/7/2009	05:15 AM	0	0	0	0	0
11/7/2009	05:30 AM	0	0	0	0	0
11/7/2009	05:45 AM	0	0	0	0	0
11/7/2009	06:00 AM	0	2	0	2	0
11/7/2009	06:15 AM	1	0	0	1	0
11/7/2009	06:30 AM	0	2	2	2	2
11/7/2009	06:45 AM	1	1	0	2	0
11/7/2009	07:00 AM	1	1	3	2	3
11/7/2009	07:15 AM	0	2	3	2	3
11/7/2009	07:30 AM	1	4	3	5	3
11/7/2009	07:45 AM	0	4	4	4	4
11/7/2009	08:00 AM	2	3	7	5	7
11/7/2009	08:15 AM	0	5	6	5	6
11/7/2009	08:30 AM	2	7	4	9	4
11/7/2009	08:45 AM	0	7	7	7	7
11/7/2009	09:00 AM	1	9	8	10	8
11/7/2009	09:15 AM	2	7	11	9	11
11/7/2009	09:30 AM	1	7	6	8	6
11/7/2009	09:45 AM	1	5	8	6	8
11/7/2009	10:00 AM	0	7	7	7	7
11/7/2009	10:15 AM	0	9	17	9	17
11/7/2009	10:30 AM	1	8	14	9	14
11/7/2009	10:45 AM	3	7	13	10	13
11/7/2009	11:00 AM	2	4	10	6	10
11/7/2009	11:15 AM	2	5	13	7	13
11/7/2009	11:30 AM	1	5	6	6	6
11/7/2009	11:45 AM	1	7	7	8	7

# Appendix C - Calibrated Mechanical Data

Location 1: Plymouth CVS  
Location 2: Plymouth, MN

CALIBRATED DATA

Date	Time	NW DRIVE	SOUTH DRIVE		TOTAL	
		IN	IN	OUT	IN	OUT
11/7/2009	12:00 PM	2	8	7	10	7
11/7/2009	12:15 PM	1	6	10	7	10
11/7/2009	12:30 PM	1	5	7	6	7
11/7/2009	12:45 PM	2	7	13	9	13
11/7/2009	01:00 PM	2	7	9	9	9
11/7/2009	01:15 PM	0	7	14	7	14
11/7/2009	01:30 PM	1	6	7	7	7
11/7/2009	01:45 PM	1	9	9	10	9
11/7/2009	02:00 PM	1	16	12	17	12
11/7/2009	02:15 PM	2	3	12	5	12
11/7/2009	02:30 PM	2	5	14	7	14
11/7/2009	02:45 PM	1	4	10	5	10
11/7/2009	03:00 PM	0	7	9	7	9
11/7/2009	03:15 PM	1	14	13	15	13
11/7/2009	03:30 PM	1	6	10	7	10
11/7/2009	03:45 PM	0	10	9	10	9
11/7/2009	04:00 PM	2	9	21	11	21
11/7/2009	04:15 PM	2	7	8	9	8
11/7/2009	04:30 PM	1	8	8	9	8
11/7/2009	04:45 PM	0	8	10	8	10
11/7/2009	05:00 PM	0	3	7	3	7
11/7/2009	05:15 PM	1	4	6	5	6
11/7/2009	05:30 PM	1	6	6	7	6
11/7/2009	05:45 PM	1	6	7	7	7
11/7/2009	06:00 PM	3	5	8	8	8
11/7/2009	06:15 PM	2	5	12	7	12
11/7/2009	06:30 PM	1	4	7	5	7
11/7/2009	06:45 PM	0	3	6	3	6
11/7/2009	07:00 PM	0	5	5	5	5
11/7/2009	07:15 PM	0	6	3	6	3
11/7/2009	07:30 PM	1	5	7	6	7
11/7/2009	07:45 PM	1	3	6	4	6
11/7/2009	08:00 PM	2	7	8	9	8
11/7/2009	08:15 PM	2	4	5	6	5
11/7/2009	08:30 PM	0	5	7	5	7
11/7/2009	08:45 PM	2	3	6	5	6
11/7/2009	09:00 PM	1	4	12	5	12
11/7/2009	09:15 PM	2	4	2	6	2
11/7/2009	09:30 PM	0	4	6	4	6
11/7/2009	09:45 PM	0	4	7	4	7
11/7/2009	10:00 PM	1	3	6	4	6
11/7/2009	10:15 PM	0	3	4	3	4
11/7/2009	10:30 PM	0	2	2	2	2
11/7/2009	10:45 PM	1	3	3	4	3
11/7/2009	11:00 PM	1	4	8	5	8
11/7/2009	11:15 PM	1	0	2	1	2
11/7/2009	11:30 PM	3	2	2	5	2
11/7/2009	11:45 PM	0	4	5	4	5

# Appendix C - Calibrated Mechanical Data

Location 1: New Hope CVS  
Location 2: New Hope, MN

## CALIBRATED DATA

Date	Time	SE DRIVE		NW DRIVE	TOTAL	
		IN	OUT	IN	IN	OUT
11/3/2009	12:00 AM	0	0	0	0	0
11/3/2009	12:15 AM	0	0	0	0	0
11/3/2009	12:30 AM	0	0	0	0	0
11/3/2009	12:45 AM	0	0	0	0	0
11/3/2009	01:00 AM	0	0	0	0	0
11/3/2009	01:15 AM	0	0	0	0	0
11/3/2009	01:30 AM	0	0	0	0	0
11/3/2009	01:45 AM	0	0	0	0	0
11/3/2009	02:00 AM	0	0	0	0	0
11/3/2009	02:15 AM	0	0	0	0	0
11/3/2009	02:30 AM	0	0	0	0	0
11/3/2009	02:45 AM	0	0	0	0	0
11/3/2009	03:00 AM	1	3	0	1	3
11/3/2009	03:15 AM	0	0	0	0	0
11/3/2009	03:30 AM	0	0	0	0	0
11/3/2009	03:45 AM	0	0	0	0	0
11/3/2009	04:00 AM	0	0	0	0	0
11/3/2009	04:15 AM	0	0	0	0	0
11/3/2009	04:30 AM	0	0	0	0	0
11/3/2009	04:45 AM	2	4	0	2	4
11/3/2009	05:00 AM	0	0	0	0	0
11/3/2009	05:15 AM	0	0	0	0	0
11/3/2009	05:30 AM	0	0	0	0	0
11/3/2009	05:45 AM	0	0	0	0	0
11/3/2009	06:00 AM	0	0	0	0	0
11/3/2009	06:15 AM	0	3	0	0	3
11/3/2009	06:30 AM	3	2	0	3	2
11/3/2009	06:45 AM	3	6	0	3	6
11/3/2009	07:00 AM	2	5	1	3	5
11/3/2009	07:15 AM	7	10	0	7	10
11/3/2009	07:30 AM	3	5	1	4	5
11/3/2009	07:45 AM	1	4	1	2	4
11/3/2009	08:00 AM	1	7	3	4	7
11/3/2009	08:15 AM	6	5	2	8	5
11/3/2009	08:30 AM	9	5	2	11	5
11/3/2009	08:45 AM	3	9	2	5	9
11/3/2009	09:00 AM	3	8	1	4	8
11/3/2009	09:15 AM	8	18	1	9	18
11/3/2009	09:30 AM	5	11	2	7	11
11/3/2009	09:45 AM	7	7	3	10	7
11/3/2009	10:00 AM	4	16	2	6	16
11/3/2009	10:15 AM	6	6	2	8	6
11/3/2009	10:30 AM	5	13	3	8	13
11/3/2009	10:45 AM	2	2	3	5	2
11/3/2009	11:00 AM	4	10	1	5	10
11/3/2009	11:15 AM	4	14	0	4	14
11/3/2009	11:30 AM	4	1	1	5	1
11/3/2009	11:45 AM	8	13	1	9	13
11/3/2009	12:00 PM	10	13	1	11	13
11/3/2009	12:15 PM	5	14	3	8	14
11/3/2009	12:30 PM	8	17	4	12	17
11/3/2009	12:45 PM	7	11	5	12	11
11/3/2009	01:00 PM	1	5	2	3	5
11/3/2009	01:15 PM	3	10	3	6	10

# Appendix C - Calibrated Mechanical Data

Location 1: New Hope CVS  
Location 2: New Hope, MN

## CALIBRATED DATA

Date	Time	SE DRIVE		NW DRIVE	TOTAL	
		IN	OUT	IN	IN	OUT
11/3/2009	01:30 PM	10	14	3	13	14
11/3/2009	01:45 PM	5	11	2	7	11
11/3/2009	02:00 PM	4	10	3	7	10
11/3/2009	02:15 PM	5	17	7	12	17
11/3/2009	02:30 PM	8	16	2	10	16
11/3/2009	02:45 PM	4	9	1	5	9
11/3/2009	03:00 PM	6	14	2	8	14
11/3/2009	03:15 PM	6	18	1	7	18
11/3/2009	03:30 PM	3	12	5	8	12
11/3/2009	03:45 PM	6	12	5	11	12
11/3/2009	04:00 PM	0	8	3	3	8
11/3/2009	04:15 PM	7	14	5	12	14
11/3/2009	04:30 PM	7	13	5	12	13
11/3/2009	04:45 PM	10	13	5	15	13
11/3/2009	05:00 PM	8	20	5	13	20
11/3/2009	05:15 PM	12	20	5	17	20
11/3/2009	05:30 PM	11	22	6	17	22
11/3/2009	05:45 PM	7	9	1	8	9
11/3/2009	06:00 PM	7	15	3	10	15
11/3/2009	06:15 PM	6	14	1	7	14
11/3/2009	06:30 PM	6	12	3	9	12
11/3/2009	06:45 PM	9	19	4	13	19
11/3/2009	07:00 PM	2	3	4	6	3
11/3/2009	07:15 PM	2	6	3	5	6
11/3/2009	07:30 PM	4	10	2	6	10
11/3/2009	07:45 PM	3	12	4	7	12
11/3/2009	08:00 PM	3	11	1	4	11
11/3/2009	08:15 PM	6	12	1	7	12
11/3/2009	08:30 PM	3	5	4	7	5
11/3/2009	08:45 PM	2	7	2	4	7
11/3/2009	09:00 PM	1	5	0	1	5
11/3/2009	09:15 PM	1	4	0	1	4
11/3/2009	09:30 PM	0	0	0	0	0
11/3/2009	09:45 PM	1	0	0	1	0
11/3/2009	10:00 PM	0	8	1	1	8
11/3/2009	10:15 PM	0	1	1	1	1
11/3/2009	10:30 PM	0	0	0	0	0
11/3/2009	10:45 PM	0	1	1	1	1
11/3/2009	11:00 PM	0	0	0	0	0
11/3/2009	11:15 PM	0	0	0	0	0
11/3/2009	11:30 PM	0	0	0	0	0
11/3/2009	11:45 PM	0	0	0	0	0
11/4/2009	12:00 AM	0	0	0	0	0
11/4/2009	12:15 AM	0	0	0	0	0
11/4/2009	12:30 AM	0	0	0	0	0
11/4/2009	12:45 AM	0	0	0	0	0
11/4/2009	01:00 AM	0	0	0	0	0
11/4/2009	01:15 AM	0	0	0	0	0
11/4/2009	01:30 AM	0	0	0	0	0
11/4/2009	01:45 AM	0	0	0	0	0
11/4/2009	02:00 AM	0	0	0	0	0
11/4/2009	02:15 AM	0	0	0	0	0
11/4/2009	02:30 AM	0	0	0	0	0
11/4/2009	02:45 AM	0	0	0	0	0

# Appendix C - Calibrated Mechanical Data

Location 1: New Hope CVS  
Location 2: New Hope, MN

## CALIBRATED DATA

Date	Time	SE DRIVE		NW DRIVE	TOTAL	
		IN	OUT	IN	IN	OUT
11/4/2009	03:00 AM	0	0	0	0	0
11/4/2009	03:15 AM	0	0	0	0	0
11/4/2009	03:30 AM	0	1	0	0	1
11/4/2009	03:45 AM	0	0	0	0	0
11/4/2009	04:00 AM	0	0	1	1	0
11/4/2009	04:15 AM	1	1	0	1	1
11/4/2009	04:30 AM	0	0	0	0	0
11/4/2009	04:45 AM	0	0	0	0	0
11/4/2009	05:00 AM	0	0	0	0	0
11/4/2009	05:15 AM	0	0	0	0	0
11/4/2009	05:30 AM	1	0	0	1	0
11/4/2009	05:45 AM	0	1	0	0	1
11/4/2009	06:00 AM	0	1	0	0	1
11/4/2009	06:15 AM	1	0	0	1	0
11/4/2009	06:30 AM	5	13	1	6	13
11/4/2009	06:45 AM	1	2	0	1	2
11/4/2009	07:00 AM	4	2	1	5	2
11/4/2009	07:15 AM	2	7	3	5	7
11/4/2009	07:30 AM	2	6	1	3	6
11/4/2009	07:45 AM	2	5	1	3	5
11/4/2009	08:00 AM	5	10	3	8	10
11/4/2009	08:15 AM	1	8	2	3	8
11/4/2009	08:30 AM	1	2	2	3	2
11/4/2009	08:45 AM	1	5	4	5	5
11/4/2009	09:00 AM	3	5	1	4	5
11/4/2009	09:15 AM	4	5	3	7	5
11/4/2009	09:30 AM	5	14	1	6	14
11/4/2009	09:45 AM	8	5	1	9	5
11/4/2009	10:00 AM	4	7	3	7	7
11/4/2009	10:15 AM	2	0	1	3	0
11/4/2009	10:30 AM	3	7	0	3	7
11/4/2009	10:45 AM	4	11	2	6	11
11/4/2009	11:00 AM	5	7	1	6	7
11/4/2009	11:15 AM	4	6	1	5	6
11/4/2009	11:30 AM	4	16	2	6	16
11/4/2009	11:45 AM	5	8	2	7	8
11/4/2009	12:00 PM	3	8	7	10	8
11/4/2009	12:15 PM	10	10	1	11	10
11/4/2009	12:30 PM	12	16	2	14	16
11/4/2009	12:45 PM	5	19	3	8	19
11/4/2009	01:00 PM	6	10	3	9	10
11/4/2009	01:15 PM	7	13	3	10	13
11/4/2009	01:30 PM	6	21	3	9	21
11/4/2009	01:45 PM	5	17	1	6	17
11/4/2009	02:00 PM	2	10	5	7	10
11/4/2009	02:15 PM	11	8	3	14	8
11/4/2009	02:30 PM	9	16	2	11	16
11/4/2009	02:45 PM	4	8	3	7	8
11/4/2009	03:00 PM	6	9	1	7	9
11/4/2009	03:15 PM	6	12	1	7	12
11/4/2009	03:30 PM	13	17	2	15	17
11/4/2009	03:45 PM	5	13	6	11	13
11/4/2009	04:00 PM	6	13	4	10	13
11/4/2009	04:15 PM	4	4	2	6	4

# Appendix C - Calibrated Mechanical Data

Location 1: New Hope CVS  
Location 2: New Hope, MN

## CALIBRATED DATA

Date	Time	SE DRIVE		NW DRIVE	TOTAL	
		IN	OUT	IN	IN	OUT
11/4/2009	04:30 PM	6	12	4	10	12
11/4/2009	04:45 PM	9	5	3	12	5
11/4/2009	05:00 PM	8	7	2	10	7
11/4/2009	05:15 PM	5	13	2	7	13
11/4/2009	05:30 PM	5	10	1	6	10
11/4/2009	05:45 PM	2	11	2	4	11
11/4/2009	06:00 PM	8	11	4	12	11
11/4/2009	06:15 PM	11	24	3	14	24
11/4/2009	06:30 PM	6	23	3	9	23
11/4/2009	06:45 PM	3	18	4	7	18
11/4/2009	07:00 PM	4	7	4	8	7
11/4/2009	07:15 PM	3	6	3	6	6
11/4/2009	07:30 PM	5	8	2	7	8
11/4/2009	07:45 PM	5	7	0	5	7
11/4/2009	08:00 PM	4	13	1	5	13
11/4/2009	08:15 PM	4	11	2	6	11
11/4/2009	08:30 PM	2	4	2	4	4
11/4/2009	08:45 PM	4	5	2	6	5
11/4/2009	09:00 PM	4	8	0	4	8
11/4/2009	09:15 PM	2	9	1	3	9
11/4/2009	09:30 PM	0	4	1	1	4
11/4/2009	09:45 PM	3	1	2	5	1
11/4/2009	10:00 PM	0	3	1	1	3
11/4/2009	10:15 PM	2	2	3	5	2
11/4/2009	10:30 PM	0	4	0	0	4
11/4/2009	10:45 PM	0	1	1	1	1
11/4/2009	11:00 PM	0	0	1	1	0
11/4/2009	11:15 PM	0	0	1	1	0
11/4/2009	11:30 PM	0	0	0	0	0
11/4/2009	11:45 PM	0	0	0	0	0
11/5/2009	12:00 AM	0	0	0	0	0
11/5/2009	12:15 AM	0	0	0	0	0
11/5/2009	12:30 AM	0	0	0	0	0
11/5/2009	12:45 AM	0	0	0	0	0
11/5/2009	01:00 AM	0	0	0	0	0
11/5/2009	01:15 AM	0	0	0	0	0
11/5/2009	01:30 AM	0	0	0	0	0
11/5/2009	01:45 AM	0	0	0	0	0
11/5/2009	02:00 AM	0	0	0	0	0
11/5/2009	02:15 AM	0	0	0	0	0
11/5/2009	02:30 AM	0	0	0	0	0
11/5/2009	02:45 AM	0	0	0	0	0
11/5/2009	03:00 AM	0	0	0	0	0
11/5/2009	03:15 AM	0	0	0	0	0
11/5/2009	03:30 AM	0	0	0	0	0
11/5/2009	03:45 AM	0	0	0	0	0
11/5/2009	04:00 AM	0	0	0	0	0
11/5/2009	04:15 AM	0	6	0	0	6
11/5/2009	04:30 AM	0	0	0	0	0
11/5/2009	04:45 AM	0	0	0	0	0
11/5/2009	05:00 AM	1	1	0	1	1
11/5/2009	05:15 AM	0	0	0	0	0
11/5/2009	05:30 AM	0	0	0	0	0
11/5/2009	05:45 AM	0	1	0	0	1

# Appendix C - Calibrated Mechanical Data

Location 1: New Hope CVS  
Location 2: New Hope, MN

## CALIBRATED DATA

Date	Time	SE DRIVE		NW DRIVE	TOTAL	
		IN	OUT	IN	IN	OUT
11/5/2009	06:00 AM	1	4	0	1	4
11/5/2009	06:15 AM	0	3	0	0	3
11/5/2009	06:30 AM	2	16	0	2	16
11/5/2009	06:45 AM	0	0	0	0	0
11/5/2009	07:00 AM	1	0	1	2	0
11/5/2009	07:15 AM	1	2	2	3	2
11/5/2009	07:30 AM	1	8	1	2	8
11/5/2009	07:45 AM	1	1	1	2	1
11/5/2009	08:00 AM	2	1	2	4	1
11/5/2009	08:15 AM	1	1	1	2	1
11/5/2009	08:30 AM	3	16	2	5	16
11/5/2009	08:45 AM	6	6	4	10	6
11/5/2009	09:00 AM	2	10	0	2	10
11/5/2009	09:15 AM	10	8	1	11	8
11/5/2009	09:30 AM	4	8	2	6	8
11/5/2009	09:45 AM	5	7	4	9	7
11/5/2009	10:00 AM	2	4	3	5	4
11/5/2009	10:15 AM	3	5	1	4	5
11/5/2009	10:30 AM	4	3	3	7	3
11/5/2009	10:45 AM	4	3	1	5	3
11/5/2009	11:00 AM	3	10	1	4	10
11/5/2009	11:15 AM	2	3	0	2	3
11/5/2009	11:30 AM	10	15	3	13	15
11/5/2009	11:45 AM	6	13	2	8	13
11/5/2009	12:00 PM	3	10	3	6	10
11/5/2009	12:15 PM	9	16	1	10	16
11/5/2009	12:30 PM	9	10	2	11	10
11/5/2009	12:45 PM	6	12	3	9	12
11/5/2009	01:00 PM	7	13	2	9	13
11/5/2009	01:15 PM	6	12	3	9	12
11/5/2009	01:30 PM	11	11	0	11	11
11/5/2009	01:45 PM	1	11	2	3	11
11/5/2009	02:00 PM	5	1	3	8	1
11/5/2009	02:15 PM	5	12	4	9	12
11/5/2009	02:30 PM	10	14	1	11	14
11/5/2009	02:45 PM	6	14	3	9	14
11/5/2009	03:00 PM	4	9	1	5	9
11/5/2009	03:15 PM	11	22	2	13	22
11/5/2009	03:30 PM	6	20	4	10	20
11/5/2009	03:45 PM	8	10	4	12	10
11/5/2009	04:00 PM	5	15	7	12	15
11/5/2009	04:15 PM	10	17	2	12	17
11/5/2009	04:30 PM	13	10	2	15	10
11/5/2009	04:45 PM	1	18	5	6	18
11/5/2009	05:00 PM	11	11	4	15	11
11/5/2009	05:15 PM	8	25	3	11	25
11/5/2009	05:30 PM	5	12	3	8	12
11/5/2009	05:45 PM	4	12	5	9	12
11/5/2009	06:00 PM	2	5	3	5	5
11/5/2009	06:15 PM	8	15	2	10	15
11/5/2009	06:30 PM	7	19	1	8	19
11/5/2009	06:45 PM	4	8	4	8	8
11/5/2009	07:00 PM	4	4	1	5	4
11/5/2009	07:15 PM	2	7	2	4	7

# Appendix C - Calibrated Mechanical Data

Location 1: New Hope CVS  
Location 2: New Hope, MN

## CALIBRATED DATA

Date	Time	SE DRIVE		NW DRIVE	TOTAL	
		IN	OUT	IN	IN	OUT
11/5/2009	07:30 PM	3	7	2	5	7
11/5/2009	07:45 PM	4	7	1	5	7
11/5/2009	08:00 PM	2	6	3	5	6
11/5/2009	08:15 PM	2	10	1	3	10
11/5/2009	08:30 PM	0	0	2	2	0
11/5/2009	08:45 PM	1	5	1	2	5
11/5/2009	09:00 PM	1	0	3	4	0
11/5/2009	09:15 PM	4	7	0	4	7
11/5/2009	09:30 PM	1	2	1	2	2
11/5/2009	09:45 PM	1	4	1	2	4
11/5/2009	10:00 PM	1	0	0	1	0
11/5/2009	10:15 PM	1	4	0	1	4
11/5/2009	10:30 PM	1	1	0	1	1
11/5/2009	10:45 PM	0	0	0	0	0
11/5/2009	11:00 PM	0	0	0	0	0
11/5/2009	11:15 PM	0	1	0	0	1
11/5/2009	11:30 PM	0	0	1	1	0
11/5/2009	11:45 PM	1	1	0	1	1
11/6/2009	12:00 AM	0	0	0	0	0
11/6/2009	12:15 AM	0	0	0	0	0
11/6/2009	12:30 AM	0	0	0	0	0
11/6/2009	12:45 AM	0	0	0	0	0
11/6/2009	01:00 AM	0	0	0	0	0
11/6/2009	01:15 AM	0	0	0	0	0
11/6/2009	01:30 AM	0	0	0	0	0
11/6/2009	01:45 AM	0	0	0	0	0
11/6/2009	02:00 AM	0	0	0	0	0
11/6/2009	02:15 AM	0	0	0	0	0
11/6/2009	02:30 AM	0	0	0	0	0
11/6/2009	02:45 AM	0	0	0	0	0
11/6/2009	03:00 AM	0	0	0	0	0
11/6/2009	03:15 AM	0	0	0	0	0
11/6/2009	03:30 AM	0	0	0	0	0
11/6/2009	03:45 AM	0	0	0	0	0
11/6/2009	04:00 AM	0	0	0	0	0
11/6/2009	04:15 AM	1	1	0	1	1
11/6/2009	04:30 AM	0	0	0	0	0
11/6/2009	04:45 AM	1	1	0	1	1
11/6/2009	05:00 AM	0	0	0	0	0
11/6/2009	05:15 AM	0	0	1	1	0
11/6/2009	05:30 AM	0	0	0	0	0
11/6/2009	05:45 AM	1	1	0	1	1
11/6/2009	06:00 AM	0	0	0	0	0
11/6/2009	06:15 AM	0	0	0	0	0
11/6/2009	06:30 AM	3	14	0	3	14
11/6/2009	06:45 AM	0	0	0	0	0
11/6/2009	07:00 AM	3	7	1	4	7
11/6/2009	07:15 AM	4	2	1	5	2
11/6/2009	07:30 AM	0	7	1	1	7
11/6/2009	07:45 AM	0	3	1	1	3
11/6/2009	08:00 AM	4	5	3	7	5
11/6/2009	08:15 AM	5	11	1	6	11
11/6/2009	08:30 AM	4	4	3	7	4
11/6/2009	08:45 AM	3	11	1	4	11

# Appendix C - Calibrated Mechanical Data

Location 1: New Hope CVS  
Location 2: New Hope, MN

## CALIBRATED DATA

Date	Time	SE DRIVE		NW DRIVE	TOTAL	
		IN	OUT	IN	IN	OUT
11/6/2009	09:00 AM	2	5	3	5	5
11/6/2009	09:15 AM	3	14	0	3	14
11/6/2009	09:30 AM	7	9	1	8	9
11/6/2009	09:45 AM	8	7	1	9	7
11/6/2009	10:00 AM	2	6	3	5	6
11/6/2009	10:15 AM	5	12	1	6	12
11/6/2009	10:30 AM	6	10	5	11	10
11/6/2009	10:45 AM	3	14	2	5	14
11/6/2009	11:00 AM	6	5	6	12	5
11/6/2009	11:15 AM	8	9	3	11	9
11/6/2009	11:30 AM	4	9	3	7	9
11/6/2009	11:45 AM	5	10	0	5	10
11/6/2009	12:00 PM	4	8	2	6	8
11/6/2009	12:15 PM	8	13	1	9	13
11/6/2009	12:30 PM	2	9	3	5	9
11/6/2009	12:45 PM	4	8	1	5	8
11/6/2009	01:00 PM	4	6	1	5	6
11/6/2009	01:15 PM	8	8	1	9	8
11/6/2009	01:30 PM	4	14	2	6	14
11/6/2009	01:45 PM	9	19	2	11	19
11/6/2009	02:00 PM	8	12	0	8	12
11/6/2009	02:15 PM	5	14	1	6	14
11/6/2009	02:30 PM	4	14	2	6	14
11/6/2009	02:45 PM	3	12	2	5	12
11/6/2009	03:00 PM	11	6	5	16	6
11/6/2009	03:15 PM	6	10	3	9	10
11/6/2009	03:30 PM	9	16	1	10	16
11/6/2009	03:45 PM	16	13	2	18	13
11/6/2009	04:00 PM	4	18	1	5	18
11/6/2009	04:15 PM	5	13	3	8	13
11/6/2009	04:30 PM	4	10	1	5	10
11/6/2009	04:45 PM	8	9	4	12	9
11/6/2009	05:00 PM	8	9	4	12	9
11/6/2009	05:15 PM	3	17	3	6	17
11/6/2009	05:30 PM	8	10	2	10	10
11/6/2009	05:45 PM	5	10	4	9	10
11/6/2009	06:00 PM	4	11	3	7	11
11/6/2009	06:15 PM	2	15	1	3	15
11/6/2009	06:30 PM	3	5	2	5	5
11/6/2009	06:45 PM	4	14	3	7	14
11/6/2009	07:00 PM	6	11	2	8	11
11/6/2009	07:15 PM	8	7	1	9	7
11/6/2009	07:30 PM	1	12	1	2	12
11/6/2009	07:45 PM	1	3	0	1	3
11/6/2009	08:00 PM	6	10	3	9	10
11/6/2009	08:15 PM	1	1	1	2	1
11/6/2009	08:30 PM	2	3	3	5	3
11/6/2009	08:45 PM	0	0	1	1	0
11/6/2009	09:00 PM	2	1	0	2	1
11/6/2009	09:15 PM	1	3	0	1	3
11/6/2009	09:30 PM	2	1	0	2	1
11/6/2009	09:45 PM	1	3	1	2	3
11/6/2009	10:00 PM	0	3	2	2	3
11/6/2009	10:15 PM	3	0	1	4	0

# Appendix C - Calibrated Mechanical Data

Location 1: New Hope CVS  
Location 2: New Hope, MN

## CALIBRATED DATA

Date	Time	SE DRIVE		NW DRIVE	TOTAL	
		IN	OUT	IN	IN	OUT
11/6/2009	10:30 PM	0	1	0	0	1
11/6/2009	10:45 PM	0	0	1	1	0
11/6/2009	11:00 PM	0	0	0	0	0
11/6/2009	11:15 PM	0	1	0	0	1
11/6/2009	11:30 PM	0	0	0	0	0
11/6/2009	11:45 PM	0	0	1	1	0
11/7/2009	12:00 AM	0	0	0	0	0
11/7/2009	12:15 AM	0	0	0	0	0
11/7/2009	12:30 AM	0	0	0	0	0
11/7/2009	12:45 AM	0	0	0	0	0
11/7/2009	01:00 AM	0	0	0	0	0
11/7/2009	01:15 AM	0	0	0	0	0
11/7/2009	01:30 AM	0	0	0	0	0
11/7/2009	01:45 AM	0	0	0	0	0
11/7/2009	02:00 AM	0	0	0	0	0
11/7/2009	02:15 AM	0	0	0	0	0
11/7/2009	02:30 AM	0	0	0	0	0
11/7/2009	02:45 AM	0	0	0	0	0
11/7/2009	03:00 AM	0	0	0	0	0
11/7/2009	03:15 AM	0	0	0	0	0
11/7/2009	03:30 AM	0	0	0	0	0
11/7/2009	03:45 AM	0	0	0	0	0
11/7/2009	04:00 AM	0	0	0	0	0
11/7/2009	04:15 AM	0	0	0	0	0
11/7/2009	04:30 AM	0	0	0	0	0
11/7/2009	04:45 AM	1	3	0	1	3
11/7/2009	05:00 AM	0	3	0	0	3
11/7/2009	05:15 AM	0	0	1	1	0
11/7/2009	05:30 AM	0	0	0	0	0
11/7/2009	05:45 AM	0	0	0	0	0
11/7/2009	06:00 AM	0	0	0	0	0
11/7/2009	06:15 AM	0	0	0	0	0
11/7/2009	06:30 AM	0	0	0	0	0
11/7/2009	06:45 AM	1	0	0	1	0
11/7/2009	07:00 AM	0	0	0	0	0
11/7/2009	07:15 AM	0	0	1	1	0
11/7/2009	07:30 AM	0	1	0	0	1
11/7/2009	07:45 AM	1	1	1	2	1
11/7/2009	08:00 AM	0	0	0	0	0
11/7/2009	08:15 AM	0	0	1	1	0
11/7/2009	08:30 AM	6	2	1	7	2
11/7/2009	08:45 AM	7	16	0	7	16
11/7/2009	09:00 AM	2	13	3	5	13
11/7/2009	09:15 AM	3	3	1	4	3
11/7/2009	09:30 AM	3	4	0	3	4
11/7/2009	09:45 AM	5	5	2	7	5
11/7/2009	10:00 AM	3	10	2	5	10
11/7/2009	10:15 AM	7	7	4	11	7
11/7/2009	10:30 AM	6	12	1	7	12
11/7/2009	10:45 AM	4	4	2	6	4
11/7/2009	11:00 AM	3	10	1	4	10
11/7/2009	11:15 AM	4	9	3	7	9
11/7/2009	11:30 AM	7	12	3	10	12
11/7/2009	11:45 AM	1	10	1	2	10

# Appendix C - Calibrated Mechanical Data

Location 1: New Hope CVS  
Location 2: New Hope, MN

## CALIBRATED DATA

Date	Time	SE DRIVE		NW DRIVE	TOTAL	
		IN	OUT	IN	IN	OUT
11/7/2009	12:00 PM	11	12	3	14	12
11/7/2009	12:15 PM	4	7	2	6	7
11/7/2009	12:30 PM	6	10	4	10	10
11/7/2009	12:45 PM	5	13	2	7	13
11/7/2009	01:00 PM	4	7	4	8	7
11/7/2009	01:15 PM	4	7	2	6	7
11/7/2009	01:30 PM	2	4	2	4	4
11/7/2009	01:45 PM	6	4	3	9	4
11/7/2009	02:00 PM	2	8	2	4	8
11/7/2009	02:15 PM	3	16	2	5	16
11/7/2009	02:30 PM	4	8	3	7	8
11/7/2009	02:45 PM	3	6	3	6	6
11/7/2009	03:00 PM	6	7	1	7	7
11/7/2009	03:15 PM	4	6	1	5	6
11/7/2009	03:30 PM	6	12	1	7	12
11/7/2009	03:45 PM	4	13	2	6	13
11/7/2009	04:00 PM	2	8	2	4	8
11/7/2009	04:15 PM	3	5	4	7	5
11/7/2009	04:30 PM	10	14	2	12	14
11/7/2009	04:45 PM	3	2	1	4	2
11/7/2009	05:00 PM	3	9	5	8	9
11/7/2009	05:15 PM	1	5	1	2	5
11/7/2009	05:30 PM	7	5	2	9	5
11/7/2009	05:45 PM	4	17	1	5	17
11/7/2009	06:00 PM	6	15	3	9	15
11/7/2009	06:15 PM	3	2	1	4	2
11/7/2009	06:30 PM	4	15	0	4	15
11/7/2009	06:45 PM	1	1	0	1	1
11/7/2009	07:00 PM	1	3	1	2	3
11/7/2009	07:15 PM	2	4	2	4	4
11/7/2009	07:30 PM	4	5	1	5	5
11/7/2009	07:45 PM	1	3	1	2	3
11/7/2009	08:00 PM	7	7	2	9	7
11/7/2009	08:15 PM	1	7	2	3	7
11/7/2009	08:30 PM	1	5	2	3	5
11/7/2009	08:45 PM	2	4	2	4	4
11/7/2009	09:00 PM	5	3	1	6	3
11/7/2009	09:15 PM	6	8	2	8	8
11/7/2009	09:30 PM	4	13	0	4	13
11/7/2009	09:45 PM	2	4	0	2	4
11/7/2009	10:00 PM	0	4	2	2	4
11/7/2009	10:15 PM	0	1	0	0	1
11/7/2009	10:30 PM	1	0	1	2	0
11/7/2009	10:45 PM	1	4	1	2	4
11/7/2009	11:00 PM	0	0	1	1	0
11/7/2009	11:15 PM	0	0	0	0	0
11/7/2009	11:30 PM	0	0	0	0	0
11/7/2009	11:45 PM	0	0	0	0	0

# Appendix C - Calibrated Mechanical Data

Location 1: Mounds View CVS  
Location 2: Mounds View, MN

## CALIBRATED DATA

Date	Time	NW DRIVE		SE DRIVE		TOTALS	
		IN	OUT	In	Out	IN	OUT
11/3/2009	12:00 AM	0	0	0	0	0	0
11/3/2009	12:15 AM	0	0	0	0	0	0
11/3/2009	12:30 AM	0	0	0	0	0	0
11/3/2009	12:45 AM	0	0	0	0	0	0
11/3/2009	01:00 AM	0	0	0	0	0	0
11/3/2009	01:15 AM	0	0	0	0	0	0
11/3/2009	01:30 AM	0	0	0	0	0	0
11/3/2009	01:45 AM	0	0	0	0	0	0
11/3/2009	02:00 AM	0	0	0	0	0	0
11/3/2009	02:15 AM	0	0	0	0	0	0
11/3/2009	02:30 AM	0	0	0	0	0	0
11/3/2009	02:45 AM	0	0	2	1	2	1
11/3/2009	03:00 AM	0	0	0	0	0	0
11/3/2009	03:15 AM	1	0	0	1	1	1
11/3/2009	03:30 AM	0	0	0	0	0	0
11/3/2009	03:45 AM	0	0	1	1	1	1
11/3/2009	04:00 AM	0	0	0	0	0	0
11/3/2009	04:15 AM	0	0	0	0	0	0
11/3/2009	04:30 AM	0	0	0	0	0	0
11/3/2009	04:45 AM	0	0	0	0	0	0
11/3/2009	05:00 AM	0	0	0	0	0	0
11/3/2009	05:15 AM	0	0	0	0	0	0
11/3/2009	05:30 AM	0	0	0	0	0	0
11/3/2009	05:45 AM	0	0	0	0	0	0
11/3/2009	06:00 AM	0	0	0	0	0	0
11/3/2009	06:15 AM	0	0	0	0	0	0
11/3/2009	06:30 AM	2	0	0	1	2	1
11/3/2009	06:45 AM	0	0	1	0	1	0
11/3/2009	07:00 AM	1	0	1	1	2	1
11/3/2009	07:15 AM	4	0	2	2	6	2
11/3/2009	07:30 AM	1	0	5	8	6	8
11/3/2009	07:45 AM	1	0	6	3	7	3
11/3/2009	08:00 AM	0	0	3	3	3	3
11/3/2009	08:15 AM	0	0	4	4	4	4
11/3/2009	08:30 AM	0	0	5	2	5	2
11/3/2009	08:45 AM	2	0	1	5	3	5
11/3/2009	09:00 AM	2	1	6	3	8	4
11/3/2009	09:15 AM	5	0	2	5	7	5
11/3/2009	09:30 AM	3	0	4	6	7	6
11/3/2009	09:45 AM	0	0	5	3	5	3
11/3/2009	10:00 AM	0	0	9	6	9	6
11/3/2009	10:15 AM	4	0	7	9	11	9
11/3/2009	10:30 AM	2	0	1	8	3	8
11/3/2009	10:45 AM	2	1	13	9	15	10
11/3/2009	11:00 AM	3	1	6	5	9	6
11/3/2009	11:15 AM	1	0	8	4	9	4
11/3/2009	11:30 AM	3	0	15	7	18	7
11/3/2009	11:45 AM	1	0	5	9	6	9
11/3/2009	12:00 PM	4	0	7	8	11	8
11/3/2009	12:15 PM	3	0	4	14	7	14
11/3/2009	12:30 PM	2	0	11	7	13	7
11/3/2009	12:45 PM	1	0	2	6	3	6
11/3/2009	01:00 PM	3	0	5	3	8	3
11/3/2009	01:15 PM	2	0	5	4	7	4

# Appendix C - Calibrated Mechanical Data

Location 1: Mounds View CVS  
Location 2: Mounds View, MN

## CALIBRATED DATA

Date	Time	NW DRIVE		SE DRIVE		TOTALS	
		IN	OUT	In	Out	IN	OUT
11/3/2009	01:30 PM	4	0	6	9	10	9
11/3/2009	01:45 PM	1	1	6	6	7	7
11/3/2009	02:00 PM	3	0	3	4	6	4
11/3/2009	02:15 PM	3	0	7	11	10	11
11/3/2009	02:30 PM	3	0	4	10	7	10
11/3/2009	02:45 PM	8	0	8	11	16	11
11/3/2009	03:00 PM	3	0	11	10	14	10
11/3/2009	03:15 PM	2	0	5	9	7	9
11/3/2009	03:30 PM	1	0	8	9	9	9
11/3/2009	03:45 PM	3	0	5	9	8	9
11/3/2009	04:00 PM	2	0	10	6	12	6
11/3/2009	04:15 PM	5	0	9	14	14	14
11/3/2009	04:30 PM	3	0	12	10	15	10
11/3/2009	04:45 PM	2	1	9	10	11	11
11/3/2009	05:00 PM	1	0	16	9	17	9
11/3/2009	05:15 PM	1	0	10	10	11	10
11/3/2009	05:30 PM	3	0	10	4	13	4
11/3/2009	05:45 PM	2	0	7	9	9	9
11/3/2009	06:00 PM	1	0	3	9	4	9
11/3/2009	06:15 PM	0	0	11	5	11	5
11/3/2009	06:30 PM	1	0	10	12	11	12
11/3/2009	06:45 PM	4	0	7	12	11	12
11/3/2009	07:00 PM	2	0	9	10	11	10
11/3/2009	07:15 PM	2	0	6	3	8	3
11/3/2009	07:30 PM	1	2	13	10	14	12
11/3/2009	07:45 PM	2	0	5	7	7	7
11/3/2009	08:00 PM	2	0	3	6	5	6
11/3/2009	08:15 PM	0	0	6	6	6	6
11/3/2009	08:30 PM	0	0	0	5	0	5
11/3/2009	08:45 PM	1	0	1	0	2	0
11/3/2009	09:00 PM	0	0	4	3	4	3
11/3/2009	09:15 PM	0	0	6	6	6	6
11/3/2009	09:30 PM	0	0	6	8	6	8
11/3/2009	09:45 PM	0	0	3	4	3	4
11/3/2009	10:00 PM	0	0	1	7	1	7
11/3/2009	10:15 PM	0	0	0	0	0	0
11/3/2009	10:30 PM	0	0	0	0	0	0
11/3/2009	10:45 PM	0	0	0	0	0	0
11/3/2009	11:00 PM	0	0	0	0	0	0
11/3/2009	11:15 PM	0	0	0	0	0	0
11/3/2009	11:30 PM	0	0	0	0	0	0
11/3/2009	11:45 PM	0	0	0	0	0	0
11/4/2009	12:00 AM	0	0	0	0	0	0
11/4/2009	12:15 AM	0	0	0	0	0	0
11/4/2009	12:30 AM	0	0	0	0	0	0
11/4/2009	12:45 AM	0	0	0	0	0	0
11/4/2009	01:00 AM	0	0	0	0	0	0
11/4/2009	01:15 AM	0	0	0	0	0	0
11/4/2009	01:30 AM	0	0	0	0	0	0
11/4/2009	01:45 AM	0	0	0	0	0	0
11/4/2009	02:00 AM	0	0	0	0	0	0
11/4/2009	02:15 AM	0	0	0	0	0	0
11/4/2009	02:30 AM	0	0	0	0	0	0
11/4/2009	02:45 AM	0	0	0	0	0	0

# Appendix C - Calibrated Mechanical Data

Location 1: Mounds View CVS  
Location 2: Mounds View, MN

## CALIBRATED DATA

Date	Time	NW DRIVE		SE DRIVE		TOTALS	
		IN	OUT	In	Out	IN	OUT
11/4/2009	03:00 AM	1	0	0	1	1	1
11/4/2009	03:15 AM	0	0	0	0	0	0
11/4/2009	03:30 AM	0	0	1	1	1	1
11/4/2009	03:45 AM	0	0	0	0	0	0
11/4/2009	04:00 AM	1	0	0	1	1	1
11/4/2009	04:15 AM	0	0	0	0	0	0
11/4/2009	04:30 AM	0	0	0	0	0	0
11/4/2009	04:45 AM	0	0	0	0	0	0
11/4/2009	05:00 AM	1	0	0	0	1	0
11/4/2009	05:15 AM	0	0	0	0	0	0
11/4/2009	05:30 AM	0	0	0	0	0	0
11/4/2009	05:45 AM	0	0	0	0	0	0
11/4/2009	06:00 AM	0	0	0	0	0	0
11/4/2009	06:15 AM	0	0	0	0	0	0
11/4/2009	06:30 AM	1	0	0	0	1	0
11/4/2009	06:45 AM	0	0	0	1	0	1
11/4/2009	07:00 AM	0	0	2	3	2	3
11/4/2009	07:15 AM	0	0	1	1	1	1
11/4/2009	07:30 AM	1	0	0	0	1	0
11/4/2009	07:45 AM	0	0	6	2	6	2
11/4/2009	08:00 AM	0	0	3	6	3	6
11/4/2009	08:15 AM	2	0	1	4	3	4
11/4/2009	08:30 AM	2	0	5	4	7	4
11/4/2009	08:45 AM	0	0	6	7	6	7
11/4/2009	09:00 AM	2	0	4	4	6	4
11/4/2009	09:15 AM	4	0	6	5	10	5
11/4/2009	09:30 AM	3	0	5	13	8	13
11/4/2009	09:45 AM	1	1	3	7	4	8
11/4/2009	10:00 AM	1	0	5	9	6	9
11/4/2009	10:15 AM	2	0	0	6	2	6
11/4/2009	10:30 AM	2	0	5	5	7	5
11/4/2009	10:45 AM	3	0	6	12	9	12
11/4/2009	11:00 AM	3	0	8	11	11	11
11/4/2009	11:15 AM	1	0	4	7	5	7
11/4/2009	11:30 AM	6	0	5	6	11	6
11/4/2009	11:45 AM	4	0	7	6	11	6
11/4/2009	12:00 PM	3	0	7	10	10	10
11/4/2009	12:15 PM	6	0	6	12	12	12
11/4/2009	12:30 PM	2	0	10	13	12	13
11/4/2009	12:45 PM	3	0	3	9	6	9
11/4/2009	01:00 PM	2	0	4	5	6	5
11/4/2009	01:15 PM	3	0	4	2	7	2
11/4/2009	01:30 PM	1	1	13	9	14	10
11/4/2009	01:45 PM	1	0	4	5	5	5
11/4/2009	02:00 PM	1	0	4	7	5	7
11/4/2009	02:15 PM	2	0	9	6	11	6
11/4/2009	02:30 PM	4	0	6	3	10	3
11/4/2009	02:45 PM	2	0	9	12	11	12
11/4/2009	03:00 PM	2	0	12	11	14	11
11/4/2009	03:15 PM	2	0	11	8	13	8
11/4/2009	03:30 PM	1	0	10	7	11	7
11/4/2009	03:45 PM	3	0	14	8	17	8
11/4/2009	04:00 PM	1	0	3	8	4	8
11/4/2009	04:15 PM	2	0	7	10	9	10

# Appendix C - Calibrated Mechanical Data

Location 1: Mounds View CVS  
Location 2: Mounds View, MN

## CALIBRATED DATA

Date	Time	NW DRIVE		SE DRIVE		TOTALS	
		IN	OUT	In	Out	IN	OUT
11/4/2009	04:30 PM	2	0	10	8	12	8
11/4/2009	04:45 PM	3	1	6	13	9	14
11/4/2009	05:00 PM	3	0	4	12	7	12
11/4/2009	05:15 PM	2	0	6	5	8	5
11/4/2009	05:30 PM	1	0	11	7	12	7
11/4/2009	05:45 PM	0	0	9	8	9	8
11/4/2009	06:00 PM	2	0	13	9	15	9
11/4/2009	06:15 PM	3	0	8	9	11	9
11/4/2009	06:30 PM	1	0	7	6	8	6
11/4/2009	06:45 PM	3	0	6	8	9	8
11/4/2009	07:00 PM	0	0	9	9	9	9
11/4/2009	07:15 PM	4	0	5	6	9	6
11/4/2009	07:30 PM	1	0	5	12	6	12
11/4/2009	07:45 PM	1	0	3	4	4	4
11/4/2009	08:00 PM	0	0	2	4	2	4
11/4/2009	08:15 PM	0	0	8	4	8	4
11/4/2009	08:30 PM	1	0	0	2	1	2
11/4/2009	08:45 PM	1	0	3	2	4	2
11/4/2009	09:00 PM	2	0	8	6	10	6
11/4/2009	09:15 PM	0	0	1	8	1	8
11/4/2009	09:30 PM	1	0	0	0	1	0
11/4/2009	09:45 PM	0	0	4	3	4	3
11/4/2009	10:00 PM	0	0	2	6	2	6
11/4/2009	10:15 PM	0	0	0	1	0	1
11/4/2009	10:30 PM	0	0	0	0	0	0
11/4/2009	10:45 PM	0	0	0	0	0	0
11/4/2009	11:00 PM	0	0	0	0	0	0
11/4/2009	11:15 PM	0	0	0	0	0	0
11/4/2009	11:30 PM	0	0	0	0	0	0
11/4/2009	11:45 PM	0	0	0	0	0	0
11/5/2009	12:00 AM	0	0	0	0	0	0
11/5/2009	12:15 AM	0	0	0	0	0	0
11/5/2009	12:30 AM	0	0	0	0	0	0
11/5/2009	12:45 AM	0	0	0	0	0	0
11/5/2009	01:00 AM	0	0	0	0	0	0
11/5/2009	01:15 AM	0	0	0	0	0	0
11/5/2009	01:30 AM	0	0	0	0	0	0
11/5/2009	01:45 AM	0	0	0	0	0	0
11/5/2009	02:00 AM	0	0	0	0	0	0
11/5/2009	02:15 AM	0	0	0	0	0	0
11/5/2009	02:30 AM	0	0	0	0	0	0
11/5/2009	02:45 AM	0	0	0	0	0	0
11/5/2009	03:00 AM	0	0	0	0	0	0
11/5/2009	03:15 AM	1	0	3	2	4	2
11/5/2009	03:30 AM	0	0	0	0	0	0
11/5/2009	03:45 AM	1	0	0	1	1	1
11/5/2009	04:00 AM	0	0	0	0	0	0
11/5/2009	04:15 AM	0	0	2	1	2	1
11/5/2009	04:30 AM	0	0	0	0	0	0
11/5/2009	04:45 AM	0	0	0	0	0	0
11/5/2009	05:00 AM	0	0	0	0	0	0
11/5/2009	05:15 AM	0	0	0	0	0	0
11/5/2009	05:30 AM	0	0	0	0	0	0
11/5/2009	05:45 AM	0	0	0	0	0	0

# Appendix C - Calibrated Mechanical Data

Location 1: Mounds View CVS  
Location 2: Mounds View, MN

## CALIBRATED DATA

Date	Time	NW DRIVE		SE DRIVE		TOTALS	
		IN	OUT	In	Out	IN	OUT
11/5/2009	06:00 AM	0	0	1	0	1	0
11/5/2009	06:15 AM	0	0	0	0	0	0
11/5/2009	06:30 AM	2	0	2	1	4	1
11/5/2009	06:45 AM	0	0	1	1	1	1
11/5/2009	07:00 AM	0	0	1	1	1	1
11/5/2009	07:15 AM	0	0	2	1	2	1
11/5/2009	07:30 AM	1	0	1	3	2	3
11/5/2009	07:45 AM	1	0	6	0	7	0
11/5/2009	08:00 AM	1	0	3	5	4	5
11/5/2009	08:15 AM	2	0	3	4	5	4
11/5/2009	08:30 AM	1	0	6	2	7	2
11/5/2009	08:45 AM	0	0	1	3	1	3
11/5/2009	09:00 AM	5	0	3	7	8	7
11/5/2009	09:15 AM	1	0	6	2	7	2
11/5/2009	09:30 AM	0	0	5	5	5	5
11/5/2009	09:45 AM	1	0	4	5	5	5
11/5/2009	10:00 AM	3	0	5	5	8	5
11/5/2009	10:15 AM	1	0	4	5	5	5
11/5/2009	10:30 AM	1	0	9	8	10	8
11/5/2009	10:45 AM	3	1	12	7	15	8
11/5/2009	11:00 AM	3	0	1	7	4	7
11/5/2009	11:15 AM	2	0	3	7	5	7
11/5/2009	11:30 AM	2	0	7	4	9	4
11/5/2009	11:45 AM	5	0	3	10	8	10
11/5/2009	12:00 PM	2	0	5	5	7	5
11/5/2009	12:15 PM	1	0	7	7	8	7
11/5/2009	12:30 PM	4	0	5	7	9	7
11/5/2009	12:45 PM	2	0	2	11	4	11
11/5/2009	01:00 PM	1	0	2	3	3	3
11/5/2009	01:15 PM	1	0	3	7	4	7
11/5/2009	01:30 PM	4	0	2	3	6	3
11/5/2009	01:45 PM	0	0	2	3	2	3
11/5/2009	02:00 PM	3	1	2	3	5	4
11/5/2009	02:15 PM	4	0	7	6	11	6
11/5/2009	02:30 PM	1	0	9	4	10	4
11/5/2009	02:45 PM	4	0	7	13	11	13
11/5/2009	03:00 PM	1	0	7	10	8	10
11/5/2009	03:15 PM	2	0	9	8	11	8
11/5/2009	03:30 PM	4	0	8	6	12	6
11/5/2009	03:45 PM	7	0	8	5	15	5
11/5/2009	04:00 PM	2	0	9	9	11	9
11/5/2009	04:15 PM	1	0	10	10	11	10
11/5/2009	04:30 PM	2	0	9	7	11	7
11/5/2009	04:45 PM	2	0	13	4	15	4
11/5/2009	05:00 PM	4	0	6	8	10	8
11/5/2009	05:15 PM	0	0	10	9	10	9
11/5/2009	05:30 PM	3	0	10	13	13	13
11/5/2009	05:45 PM	1	0	14	15	15	15
11/5/2009	06:00 PM	2	0	8	9	10	9
11/5/2009	06:15 PM	0	0	11	7	11	7
11/5/2009	06:30 PM	3	0	4	10	7	10
11/5/2009	06:45 PM	2	0	4	6	6	6
11/5/2009	07:00 PM	0	0	6	6	6	6
11/5/2009	07:15 PM	1	0	6	11	7	11

# Appendix C - Calibrated Mechanical Data

Location 1: Mounds View CVS  
Location 2: Mounds View, MN

## CALIBRATED DATA

Date	Time	NW DRIVE		SE DRIVE		TOTALS	
		IN	OUT	In	Out	IN	OUT
11/5/2009	07:30 PM	2	0	1	2	3	2
11/5/2009	07:45 PM	1	0	5	6	6	6
11/5/2009	08:00 PM	2	0	2	8	4	8
11/5/2009	08:15 PM	3	0	2	3	5	3
11/5/2009	08:30 PM	2	0	4	3	6	3
11/5/2009	08:45 PM	0	0	1	4	1	4
11/5/2009	09:00 PM	0	0	0	3	0	3
11/5/2009	09:15 PM	0	0	3	1	3	1
11/5/2009	09:30 PM	0	0	5	3	5	3
11/5/2009	09:45 PM	0	0	0	1	0	1
11/5/2009	10:00 PM	0	0	0	3	0	3
11/5/2009	10:15 PM	1	0	2	3	3	3
11/5/2009	10:30 PM	0	0	0	0	0	0
11/5/2009	10:45 PM	0	0	1	2	1	2
11/5/2009	11:00 PM	0	0	0	0	0	0
11/5/2009	11:15 PM	0	0	1	1	1	1
11/5/2009	11:30 PM	0	0	0	0	0	0
11/5/2009	11:45 PM	0	0	0	0	0	0
11/6/2009	12:00 AM	0	0	0	0	0	0
11/6/2009	12:15 AM	0	0	0	0	0	0
11/6/2009	12:30 AM	0	0	0	0	0	0
11/6/2009	12:45 AM	0	0	0	0	0	0
11/6/2009	01:00 AM	0	0	0	0	0	0
11/6/2009	01:15 AM	0	0	0	0	0	0
11/6/2009	01:30 AM	0	0	0	0	0	0
11/6/2009	01:45 AM	0	0	0	0	0	0
11/6/2009	02:00 AM	0	0	0	0	0	0
11/6/2009	02:15 AM	0	0	0	0	0	0
11/6/2009	02:30 AM	0	0	0	0	0	0
11/6/2009	02:45 AM	0	0	0	0	0	0
11/6/2009	03:00 AM	0	0	0	0	0	0
11/6/2009	03:15 AM	0	0	1	0	1	0
11/6/2009	03:30 AM	2	0	0	2	2	2
11/6/2009	03:45 AM	0	0	0	0	0	0
11/6/2009	04:00 AM	0	0	1	1	1	1
11/6/2009	04:15 AM	0	0	0	0	0	0
11/6/2009	04:30 AM	0	0	0	0	0	0
11/6/2009	04:45 AM	0	0	0	0	0	0
11/6/2009	05:00 AM	0	0	0	0	0	0
11/6/2009	05:15 AM	0	0	0	0	0	0
11/6/2009	05:30 AM	0	0	0	0	0	0
11/6/2009	05:45 AM	0	0	0	0	0	0
11/6/2009	06:00 AM	0	0	0	0	0	0
11/6/2009	06:15 AM	0	0	0	0	0	0
11/6/2009	06:30 AM	1	0	0	0	1	0
11/6/2009	06:45 AM	0	0	1	1	1	1
11/6/2009	07:00 AM	1	0	0	1	1	1
11/6/2009	07:15 AM	1	0	2	2	3	2
11/6/2009	07:30 AM	1	0	3	1	4	1
11/6/2009	07:45 AM	1	0	1	2	2	2
11/6/2009	08:00 AM	0	0	4	2	4	2
11/6/2009	08:15 AM	2	0	2	3	4	3
11/6/2009	08:30 AM	2	0	6	4	8	4
11/6/2009	08:45 AM	3	0	6	5	9	5

# Appendix C - Calibrated Mechanical Data

Location 1: Mounds View CVS  
Location 2: Mounds View, MN

## CALIBRATED DATA

Date	Time	NW DRIVE		SE DRIVE		TOTALS	
		IN	OUT	In	Out	IN	OUT
11/6/2009	09:00 AM	2	0	4	5	6	5
11/6/2009	09:15 AM	2	0	3	3	5	3
11/6/2009	09:30 AM	1	0	5	10	6	10
11/6/2009	09:45 AM	2	0	4	2	6	2
11/6/2009	10:00 AM	3	0	6	6	9	6
11/6/2009	10:15 AM	3	0	13	6	16	6
11/6/2009	10:30 AM	4	0	6	7	10	7
11/6/2009	10:45 AM	5	0	5	10	10	10
11/6/2009	11:00 AM	1	1	7	6	8	7
11/6/2009	11:15 AM	0	0	6	3	6	3
11/6/2009	11:30 AM	3	0	8	3	11	3
11/6/2009	11:45 AM	7	0	3	9	10	9
11/6/2009	12:00 PM	0	0	9	7	9	7
11/6/2009	12:15 PM	3	0	6	10	9	10
11/6/2009	12:30 PM	5	0	6	14	11	14
11/6/2009	12:45 PM	2	0	6	6	8	6
11/6/2009	01:00 PM	3	0	2	5	5	5
11/6/2009	01:15 PM	6	0	14	13	20	13
11/6/2009	01:30 PM	2	0	6	4	8	4
11/6/2009	01:45 PM	2	0	9	9	11	9
11/6/2009	02:00 PM	1	0	6	3	7	3
11/6/2009	02:15 PM	4	1	7	6	11	7
11/6/2009	02:30 PM	1	0	5	7	6	7
11/6/2009	02:45 PM	3	0	7	10	10	10
11/6/2009	03:00 PM	3	1	8	4	11	5
11/6/2009	03:15 PM	2	0	10	10	12	10
11/6/2009	03:30 PM	5	0	6	6	11	6
11/6/2009	03:45 PM	1	0	6	15	7	15
11/6/2009	04:00 PM	5	0	12	9	17	9
11/6/2009	04:15 PM	2	0	2	7	4	7
11/6/2009	04:30 PM	2	0	9	12	11	12
11/6/2009	04:45 PM	2	0	5	10	7	10
11/6/2009	05:00 PM	4	0	11	8	15	8
11/6/2009	05:15 PM	1	0	7	9	8	9
11/6/2009	05:30 PM	1	0	6	8	7	8
11/6/2009	05:45 PM	4	0	13	8	17	8
11/6/2009	06:00 PM	0	0	2	7	2	7
11/6/2009	06:15 PM	4	0	10	8	14	8
11/6/2009	06:30 PM	1	0	6	9	7	9
11/6/2009	06:45 PM	0	1	12	9	12	10
11/6/2009	07:00 PM	1	0	4	3	5	3
11/6/2009	07:15 PM	1	0	5	4	6	4
11/6/2009	07:30 PM	3	0	3	9	6	9
11/6/2009	07:45 PM	1	1	8	2	9	3
11/6/2009	08:00 PM	0	0	4	4	4	4
11/6/2009	08:15 PM	2	0	1	3	3	3
11/6/2009	08:30 PM	1	0	3	6	4	6
11/6/2009	08:45 PM	0	0	2	3	2	3
11/6/2009	09:00 PM	0	0	0	2	0	2
11/6/2009	09:15 PM	1	0	4	2	5	2
11/6/2009	09:30 PM	0	0	1	3	1	3
11/6/2009	09:45 PM	0	0	5	4	5	4
11/6/2009	10:00 PM	0	0	1	2	1	2
11/6/2009	10:15 PM	0	0	1	5	1	5

# Appendix C - Calibrated Mechanical Data

Location 1: Mounds View CVS  
Location 2: Mounds View, MN

## CALIBRATED DATA

Date	Time	NW DRIVE		SE DRIVE		TOTALS	
		IN	OUT	In	Out	IN	OUT
11/6/2009	10:30 PM	1	0	2	2	3	2
11/6/2009	10:45 PM	0	0	0	0	0	0
11/6/2009	11:00 PM	1	0	0	2	1	2
11/6/2009	11:15 PM	0	0	1	1	1	1
11/6/2009	11:30 PM	0	0	0	0	0	0
11/6/2009	11:45 PM	0	0	0	0	0	0
11/7/2009	12:00 AM	0	0	0	0	0	0
11/7/2009	12:15 AM	0	0	0	0	0	0
11/7/2009	12:30 AM	0	0	0	0	0	0
11/7/2009	12:45 AM	0	0	0	0	0	0
11/7/2009	01:00 AM	0	0	0	0	0	0
11/7/2009	01:15 AM	1	0	0	1	1	1
11/7/2009	01:30 AM	0	0	0	0	0	0
11/7/2009	01:45 AM	0	0	0	0	0	0
11/7/2009	02:00 AM	0	0	0	0	0	0
11/7/2009	02:15 AM	0	0	0	0	0	0
11/7/2009	02:30 AM	0	0	0	0	0	0
11/7/2009	02:45 AM	0	0	0	0	0	0
11/7/2009	03:00 AM	0	0	0	0	0	0
11/7/2009	03:15 AM	0	0	0	0	0	0
11/7/2009	03:30 AM	0	0	1	1	1	1
11/7/2009	03:45 AM	0	0	0	0	0	0
11/7/2009	04:00 AM	0	0	0	0	0	0
11/7/2009	04:15 AM	0	0	0	0	0	0
11/7/2009	04:30 AM	0	0	0	0	0	0
11/7/2009	04:45 AM	1	0	0	0	1	0
11/7/2009	05:00 AM	0	0	0	1	0	1
11/7/2009	05:15 AM	0	0	0	0	0	0
11/7/2009	05:30 AM	0	0	0	0	0	0
11/7/2009	05:45 AM	0	0	0	0	0	0
11/7/2009	06:00 AM	0	0	0	0	0	0
11/7/2009	06:15 AM	0	0	0	0	0	0
11/7/2009	06:30 AM	0	0	1	0	1	0
11/7/2009	06:45 AM	0	0	2	0	2	0
11/7/2009	07:00 AM	0	0	0	0	0	0
11/7/2009	07:15 AM	1	0	0	1	1	1
11/7/2009	07:30 AM	0	0	1	0	1	0
11/7/2009	07:45 AM	0	0	1	2	1	2
11/7/2009	08:00 AM	1	0	0	1	1	1
11/7/2009	08:15 AM	1	0	0	0	1	0
11/7/2009	08:30 AM	5	0	8	6	13	6
11/7/2009	08:45 AM	0	0	8	4	8	4
11/7/2009	09:00 AM	2	0	5	5	7	5
11/7/2009	09:15 AM	2	0	1	5	3	5
11/7/2009	09:30 AM	1	0	7	5	8	5
11/7/2009	09:45 AM	2	0	8	8	10	8
11/7/2009	10:00 AM	0	0	5	3	5	3
11/7/2009	10:15 AM	3	0	7	5	10	5
11/7/2009	10:30 AM	6	0	4	6	10	6
11/7/2009	10:45 AM	2	0	8	15	10	15
11/7/2009	11:00 AM	1	0	6	8	7	8
11/7/2009	11:15 AM	2	0	4	7	6	7
11/7/2009	11:30 AM	5	0	6	6	11	6
11/7/2009	11:45 AM	2	0	11	12	13	12

# Appendix C - Calibrated Mechanical Data

Location 1: Mounds View CVS  
Location 2: Mounds View, MN

## CALIBRATED DATA

Date	Time	NW DRIVE		SE DRIVE		TOTALS	
		IN	OUT	In	Out	IN	OUT
11/7/2009	12:00 PM	3	1	7	12	10	13
11/7/2009	12:15 PM	2	0	4	6	6	6
11/7/2009	12:30 PM	0	0	9	6	9	6
11/7/2009	12:45 PM	2	1	10	7	12	8
11/7/2009	01:00 PM	3	0	5	7	8	7
11/7/2009	01:15 PM	2	0	5	12	7	12
11/7/2009	01:30 PM	0	0	5	2	5	2
11/7/2009	01:45 PM	3	0	5	7	8	7
11/7/2009	02:00 PM	2	0	8	8	10	8
11/7/2009	02:15 PM	4	0	3	7	7	7
11/7/2009	02:30 PM	3	0	3	8	6	8
11/7/2009	02:45 PM	3	0	8	9	11	9
11/7/2009	03:00 PM	2	0	2	9	4	9
11/7/2009	03:15 PM	1	0	7	3	8	3
11/7/2009	03:30 PM	2	0	10	12	12	12
11/7/2009	03:45 PM	0	0	2	4	2	4
11/7/2009	04:00 PM	3	0	5	9	8	9
11/7/2009	04:15 PM	4	0	6	10	10	10
11/7/2009	04:30 PM	1	0	2	6	3	6
11/7/2009	04:45 PM	2	0	6	8	8	8
11/7/2009	05:00 PM	2	0	5	9	7	9
11/7/2009	05:15 PM	4	0	4	5	8	5
11/7/2009	05:30 PM	0	1	6	10	6	11
11/7/2009	05:45 PM	0	0	3	5	3	5
11/7/2009	06:00 PM	0	0	5	5	5	5
11/7/2009	06:15 PM	0	0	9	7	9	7
11/7/2009	06:30 PM	1	0	3	4	4	4
11/7/2009	06:45 PM	1	0	4	4	5	4
11/7/2009	07:00 PM	0	0	9	8	9	8
11/7/2009	07:15 PM	2	0	2	5	4	5
11/7/2009	07:30 PM	1	0	2	3	3	3
11/7/2009	07:45 PM	2	0	3	4	5	4
11/7/2009	08:00 PM	1	0	8	6	9	6
11/7/2009	08:15 PM	2	0	0	2	2	2
11/7/2009	08:30 PM	0	0	3	4	3	4
11/7/2009	08:45 PM	0	0	4	6	4	6
11/7/2009	09:00 PM	1	0	1	1	2	1
11/7/2009	09:15 PM	0	0	1	2	1	2
11/7/2009	09:30 PM	0	0	4	3	4	3
11/7/2009	09:45 PM	0	0	5	3	5	3
11/7/2009	10:00 PM	0	0	1	3	1	3
11/7/2009	10:15 PM	0	0	0	0	0	0
11/7/2009	10:30 PM	0	0	0	0	0	0
11/7/2009	10:45 PM	0	0	0	0	0	0
11/7/2009	11:00 PM	0	0	0	0	0	0
11/7/2009	11:15 PM	0	0	0	0	0	0
11/7/2009	11:30 PM	0	0	0	0	0	0
11/7/2009	11:45 PM	0	0	0	0	0	0

# Appendix C - Calibrated Mechanical Data

Location 1: Maplewood CVS  
Location 2: Maplewood, MN

CALIBRATED DATA

Date	Time	NW DRIVE		SE DRIVE		TOTAL	
		IN	OUT	IN	OUT	IN	OUT
11/3/2009	12:00 AM	0	0	0	0	0	0
11/3/2009	12:15 AM	0	0	0	0	0	0
11/3/2009	12:30 AM	0	0	0	0	0	0
11/3/2009	12:45 AM	0	0	0	0	0	0
11/3/2009	01:00 AM	0	0	0	0	0	0
11/3/2009	01:15 AM	0	0	0	0	0	0
11/3/2009	01:30 AM	0	0	0	0	0	0
11/3/2009	01:45 AM	0	0	0	0	0	0
11/3/2009	02:00 AM	1	1	0	0	1	1
11/3/2009	02:15 AM	0	0	0	0	0	0
11/3/2009	02:30 AM	0	0	0	0	0	0
11/3/2009	02:45 AM	0	0	0	0	0	0
11/3/2009	03:00 AM	0	0	0	0	0	0
11/3/2009	03:15 AM	0	0	0	0	0	0
11/3/2009	03:30 AM	0	0	0	0	0	0
11/3/2009	03:45 AM	1	0	0	2	1	2
11/3/2009	04:00 AM	0	0	0	0	0	0
11/3/2009	04:15 AM	0	0	0	0	0	0
11/3/2009	04:30 AM	0	0	0	0	0	0
11/3/2009	04:45 AM	0	0	0	0	0	0
11/3/2009	05:00 AM	0	0	0	0	0	0
11/3/2009	05:15 AM	0	0	0	0	0	0
11/3/2009	05:30 AM	3	1	1	1	4	2
11/3/2009	05:45 AM	0	0	0	0	0	0
11/3/2009	06:00 AM	0	0	0	0	0	0
11/3/2009	06:15 AM	0	0	0	0	0	0
11/3/2009	06:30 AM	1	0	1	1	2	1
11/3/2009	06:45 AM	1	0	4	5	5	5
11/3/2009	07:00 AM	1	1	0	0	1	1
11/3/2009	07:15 AM	3	0	1	0	4	0
11/3/2009	07:30 AM	3	4	3	2	6	6
11/3/2009	07:45 AM	1	1	3	2	4	3
11/3/2009	08:00 AM	2	2	5	4	7	6
11/3/2009	08:15 AM	3	1	9	1	12	2
11/3/2009	08:30 AM	2	2	8	3	10	5
11/3/2009	08:45 AM	3	7	13	11	16	18
11/3/2009	09:00 AM	1	6	11	0	12	6
11/3/2009	09:15 AM	4	2	8	3	12	5
11/3/2009	09:30 AM	3	6	5	10	8	16
11/3/2009	09:45 AM	10	3	4	8	14	11
11/3/2009	10:00 AM	3	1	6	2	9	3
11/3/2009	10:15 AM	4	4	11	5	15	9
11/3/2009	10:30 AM	2	3	8	5	10	8
11/3/2009	10:45 AM	2	5	9	10	11	15
11/3/2009	11:00 AM	1	2	8	15	9	17
11/3/2009	11:15 AM	7	7	11	6	18	13
11/3/2009	11:30 AM	9	5	7	13	16	18
11/3/2009	11:45 AM	1	8	17	18	18	26
11/3/2009	12:00 PM	6	5	7	15	13	20
11/3/2009	12:15 PM	6	5	6	9	12	14
11/3/2009	12:30 PM	5	3	9	8	14	11
11/3/2009	12:45 PM	3	4	8	4	11	8
11/3/2009	01:00 PM	6	4	7	6	13	10
11/3/2009	01:15 PM	5	0	7	10	12	10

# Appendix C - Calibrated Mechanical Data

Location 1: Maplewood CVS  
Location 2: Maplewood, MN

## CALIBRATED DATA

Date	Time	NW DRIVE		SE DRIVE		TOTAL	
		IN	OUT	IN	OUT	IN	OUT
11/3/2009	01:30 PM	5	3	10	15	15	18
11/3/2009	01:45 PM	6	7	14	18	20	25
11/3/2009	02:00 PM	5	1	6	8	11	9
11/3/2009	02:15 PM	4	1	12	15	16	16
11/3/2009	02:30 PM	1	3	7	18	8	21
11/3/2009	02:45 PM	8	6	9	15	17	21
11/3/2009	03:00 PM	10	8	12	9	22	17
11/3/2009	03:15 PM	9	4	8	18	17	22
11/3/2009	03:30 PM	8	3	14	13	22	16
11/3/2009	03:45 PM	7	11	14	22	21	33
11/3/2009	04:00 PM	11	5	16	17	27	22
11/3/2009	04:15 PM	4	5	11	14	15	19
11/3/2009	04:30 PM	5	3	11	21	16	24
11/3/2009	04:45 PM	3	1	15	10	18	11
11/3/2009	05:00 PM	1	3	3	2	4	5
11/3/2009	05:15 PM	6	2	13	12	19	14
11/3/2009	05:30 PM	2	2	17	26	19	28
11/3/2009	05:45 PM	7	3	14	11	21	14
11/3/2009	06:00 PM	6	6	9	25	15	31
11/3/2009	06:15 PM	6	2	10	15	16	17
11/3/2009	06:30 PM	4	4	13	13	17	17
11/3/2009	06:45 PM	1	4	18	15	19	19
11/3/2009	07:00 PM	2	2	5	8	7	10
11/3/2009	07:15 PM	3	3	7	6	10	9
11/3/2009	07:30 PM	3	2	10	8	13	10
11/3/2009	07:45 PM	1	3	13	11	14	14
11/3/2009	08:00 PM	2	4	4	1	6	5
11/3/2009	08:15 PM	1	3	2	5	3	8
11/3/2009	08:30 PM	6	4	5	2	11	6
11/3/2009	08:45 PM	1	2	5	11	6	13
11/3/2009	09:00 PM	2	4	6	6	8	10
11/3/2009	09:15 PM	5	2	4	6	9	8
11/3/2009	09:30 PM	4	4	3	6	7	10
11/3/2009	09:45 PM	0	2	1	0	1	2
11/3/2009	10:00 PM	1	2	0	7	1	9
11/3/2009	10:15 PM	0	0	0	0	0	0
11/3/2009	10:30 PM	0	0	0	0	0	0
11/3/2009	10:45 PM	0	0	0	0	0	0
11/3/2009	11:00 PM	0	0	0	0	0	0
11/3/2009	11:15 PM	0	0	0	0	0	0
11/3/2009	11:30 PM	0	0	0	0	0	0
11/3/2009	11:45 PM	0	0	0	0	0	0
11/4/2009	12:00 AM	0	0	0	0	0	0
11/4/2009	12:15 AM	1	1	1	0	2	1
11/4/2009	12:30 AM	0	0	0	0	0	0
11/4/2009	12:45 AM	0	0	0	0	0	0
11/4/2009	01:00 AM	0	0	0	0	0	0
11/4/2009	01:15 AM	0	0	0	0	0	0
11/4/2009	01:30 AM	0	0	0	0	0	0
11/4/2009	01:45 AM	0	1	1	1	1	2
11/4/2009	02:00 AM	1	0	1	1	2	1
11/4/2009	02:15 AM	0	0	0	0	0	0
11/4/2009	02:30 AM	0	0	0	0	0	0
11/4/2009	02:45 AM	0	0	0	0	0	0

# Appendix C - Calibrated Mechanical Data

Location 1: Maplewood CVS  
Location 2: Maplewood, MN

CALIBRATED DATA

Date	Time	NW DRIVE		SE DRIVE		TOTAL	
		IN	OUT	IN	OUT	IN	OUT
11/4/2009	03:00 AM	0	0	0	0	0	0
11/4/2009	03:15 AM	0	0	0	0	0	0
11/4/2009	03:30 AM	0	0	0	0	0	0
11/4/2009	03:45 AM	0	0	0	0	0	0
11/4/2009	04:00 AM	2	0	0	4	2	4
11/4/2009	04:15 AM	0	0	0	0	0	0
11/4/2009	04:30 AM	0	0	0	0	0	0
11/4/2009	04:45 AM	0	0	0	0	0	0
11/4/2009	05:00 AM	0	0	0	0	0	0
11/4/2009	05:15 AM	0	0	0	0	0	0
11/4/2009	05:30 AM	0	0	0	0	0	0
11/4/2009	05:45 AM	2	0	1	2	3	2
11/4/2009	06:00 AM	0	0	0	0	0	0
11/4/2009	06:15 AM	0	0	0	0	0	0
11/4/2009	06:30 AM	1	1	2	2	3	3
11/4/2009	06:45 AM	0	1	6	5	6	6
11/4/2009	07:00 AM	1	0	0	2	1	2
11/4/2009	07:15 AM	0	0	7	0	7	0
11/4/2009	07:30 AM	3	0	0	4	3	4
11/4/2009	07:45 AM	2	0	6	6	8	6
11/4/2009	08:00 AM	1	1	4	4	5	5
11/4/2009	08:15 AM	4	1	10	5	14	6
11/4/2009	08:30 AM	3	5	3	6	6	11
11/4/2009	08:45 AM	5	4	0	6	5	10
11/4/2009	09:00 AM	6	1	5	4	11	5
11/4/2009	09:15 AM	5	3	5	4	10	7
11/4/2009	09:30 AM	0	1	16	11	16	12
11/4/2009	09:45 AM	4	5	5	5	9	10
11/4/2009	10:00 AM	2	2	11	6	13	8
11/4/2009	10:15 AM	4	2	14	12	18	14
11/4/2009	10:30 AM	10	8	15	14	25	22
11/4/2009	10:45 AM	3	4	4	11	7	15
11/4/2009	11:00 AM	5	6	10	9	15	15
11/4/2009	11:15 AM	4	3	10	13	14	16
11/4/2009	11:30 AM	5	5	6	4	11	9
11/4/2009	11:45 AM	2	5	11	3	13	8
11/4/2009	12:00 PM	4	4	11	11	15	15
11/4/2009	12:15 PM	8	4	9	7	17	11
11/4/2009	12:30 PM	3	3	13	15	16	18
11/4/2009	12:45 PM	4	5	20	11	24	16
11/4/2009	01:00 PM	9	8	8	12	17	20
11/4/2009	01:15 PM	8	5	10	10	18	15
11/4/2009	01:30 PM	0	3	12	7	12	10
11/4/2009	01:45 PM	9	4	15	13	24	17
11/4/2009	02:00 PM	4	5	8	13	12	18
11/4/2009	02:15 PM	5	4	4	6	9	10
11/4/2009	02:30 PM	7	5	13	10	20	15
11/4/2009	02:45 PM	6	5	3	9	9	14
11/4/2009	03:00 PM	1	5	14	7	15	12
11/4/2009	03:15 PM	4	3	18	8	22	11
11/4/2009	03:30 PM	2	3	9	6	11	9
11/4/2009	03:45 PM	8	4	10	18	18	22
11/4/2009	04:00 PM	5	3	4	20	9	23
11/4/2009	04:15 PM	5	7	7	12	12	19

# Appendix C - Calibrated Mechanical Data

Location 1: Maplewood CVS  
Location 2: Maplewood, MN

CALIBRATED DATA

Date	Time	NW DRIVE		SE DRIVE		TOTAL	
		IN	OUT	IN	OUT	IN	OUT
11/4/2009	04:30 PM	8	5	12	12	20	17
11/4/2009	04:45 PM	11	7	8	13	19	20
11/4/2009	05:00 PM	7	2	9	14	16	16
11/4/2009	05:15 PM	8	5	11	8	19	13
11/4/2009	05:30 PM	5	4	8	9	13	13
11/4/2009	05:45 PM	2	7	6	6	8	13
11/4/2009	06:00 PM	8	5	11	12	19	17
11/4/2009	06:15 PM	5	1	10	24	15	25
11/4/2009	06:30 PM	4	5	12	3	16	8
11/4/2009	06:45 PM	4	5	11	18	15	23
11/4/2009	07:00 PM	7	8	7	6	14	14
11/4/2009	07:15 PM	3	3	2	6	5	9
11/4/2009	07:30 PM	4	3	2	3	6	6
11/4/2009	07:45 PM	2	5	5	2	7	7
11/4/2009	08:00 PM	4	4	2	4	6	8
11/4/2009	08:15 PM	5	0	7	2	12	2
11/4/2009	08:30 PM	2	2	6	6	8	8
11/4/2009	08:45 PM	6	5	1	9	7	14
11/4/2009	09:00 PM	3	0	7	8	10	8
11/4/2009	09:15 PM	3	2	3	5	6	7
11/4/2009	09:30 PM	1	2	1	2	2	4
11/4/2009	09:45 PM	0	0	1	2	1	2
11/4/2009	10:00 PM	1	5	2	1	3	6
11/4/2009	10:15 PM	0	0	0	0	0	0
11/4/2009	10:30 PM	0	1	1	1	1	2
11/4/2009	10:45 PM	0	0	0	0	0	0
11/4/2009	11:00 PM	0	0	0	0	0	0
11/4/2009	11:15 PM	0	0	0	0	0	0
11/4/2009	11:30 PM	0	0	0	0	0	0
11/4/2009	11:45 PM	0	0	0	0	0	0
11/5/2009	12:00 AM	0	0	0	0	0	0
11/5/2009	12:15 AM	1	1	2	0	3	1
11/5/2009	12:30 AM	0	1	1	0	1	1
11/5/2009	12:45 AM	1	0	0	1	1	1
11/5/2009	01:00 AM	0	0	0	0	0	0
11/5/2009	01:15 AM	0	0	0	0	0	0
11/5/2009	01:30 AM	0	0	0	0	0	0
11/5/2009	01:45 AM	0	0	0	0	0	0
11/5/2009	02:00 AM	0	0	0	0	0	0
11/5/2009	02:15 AM	0	0	0	0	0	0
11/5/2009	02:30 AM	0	0	0	0	0	0
11/5/2009	02:45 AM	0	0	0	0	0	0
11/5/2009	03:00 AM	0	0	0	0	0	0
11/5/2009	03:15 AM	0	0	0	0	0	0
11/5/2009	03:30 AM	0	0	0	0	0	0
11/5/2009	03:45 AM	0	0	0	0	0	0
11/5/2009	04:00 AM	1	0	0	2	1	2
11/5/2009	04:15 AM	0	0	0	0	0	0
11/5/2009	04:30 AM	1	0	0	2	1	2
11/5/2009	04:45 AM	0	0	0	0	0	0
11/5/2009	05:00 AM	0	0	0	0	0	0
11/5/2009	05:15 AM	1	1	1	0	2	1
11/5/2009	05:30 AM	1	0	0	1	1	1
11/5/2009	05:45 AM	1	0	0	2	1	2

# Appendix C - Calibrated Mechanical Data

Location 1: Maplewood CVS  
Location 2: Maplewood, MN

## CALIBRATED DATA

Date	Time	NW DRIVE		SE DRIVE		TOTAL	
		IN	OUT	IN	OUT	IN	OUT
11/5/2009	06:00 AM	0	0	0	0	0	0
11/5/2009	06:15 AM	0	0	0	0	0	0
11/5/2009	06:30 AM	0	0	0	0	0	0
11/5/2009	06:45 AM	1	0	3	2	4	2
11/5/2009	07:00 AM	2	2	0	0	2	2
11/5/2009	07:15 AM	4	2	4	2	8	4
11/5/2009	07:30 AM	4	3	4	8	8	11
11/5/2009	07:45 AM	6	2	3	7	9	9
11/5/2009	08:00 AM	3	1	5	10	8	11
11/5/2009	08:15 AM	7	4	13	8	20	12
11/5/2009	08:30 AM	0	3	4	8	4	11
11/5/2009	08:45 AM	6	1	3	12	9	13
11/5/2009	09:00 AM	3	4	13	3	16	7
11/5/2009	09:15 AM	2	2	7	6	9	8
11/5/2009	09:30 AM	8	7	12	8	20	15
11/5/2009	09:45 AM	2	1	11	10	13	11
11/5/2009	10:00 AM	4	2	5	9	9	11
11/5/2009	10:15 AM	4	1	6	7	10	8
11/5/2009	10:30 AM	6	4	11	4	17	8
11/5/2009	10:45 AM	8	1	9	11	17	12
11/5/2009	11:00 AM	7	5	10	9	17	14
11/5/2009	11:15 AM	4	3	8	5	12	8
11/5/2009	11:30 AM	6	5	26	15	32	20
11/5/2009	11:45 AM	7	6	8	17	15	23
11/5/2009	12:00 PM	4	2	9	5	13	7
11/5/2009	12:15 PM	8	4	14	11	22	15
11/5/2009	12:30 PM	4	3	4	6	8	9
11/5/2009	12:45 PM	9	7	8	11	17	18
11/5/2009	01:00 PM	11	5	8	10	19	15
11/5/2009	01:15 PM	4	4	13	8	17	12
11/5/2009	01:30 PM	8	6	10	14	18	20
11/5/2009	01:45 PM	4	1	5	10	9	11
11/5/2009	02:00 PM	5	0	10	3	15	3
11/5/2009	02:15 PM	7	5	16	19	23	24
11/5/2009	02:30 PM	2	4	6	14	8	18
11/5/2009	02:45 PM	9	2	9	10	18	12
11/5/2009	03:00 PM	8	3	8	12	16	15
11/5/2009	03:15 PM	2	4	7	6	9	10
11/5/2009	03:30 PM	7	4	9	8	16	12
11/5/2009	03:45 PM	3	3	19	17	22	20
11/5/2009	04:00 PM	6	13	22	14	28	27
11/5/2009	04:15 PM	7	3	14	15	21	18
11/5/2009	04:30 PM	7	6	9	13	16	19
11/5/2009	04:45 PM	5	4	22	15	27	19
11/5/2009	05:00 PM	2	3	15	14	17	17
11/5/2009	05:15 PM	2	2	6	13	8	15
11/5/2009	05:30 PM	3	4	10	7	13	11
11/5/2009	05:45 PM	2	3	9	9	11	12
11/5/2009	06:00 PM	5	3	11	11	16	14
11/5/2009	06:15 PM	9	4	5	9	14	13
11/5/2009	06:30 PM	6	0	8	10	14	10
11/5/2009	06:45 PM	5	2	4	10	9	12
11/5/2009	07:00 PM	6	5	9	8	15	13
11/5/2009	07:15 PM	2	4	7	10	9	14

# Appendix C - Calibrated Mechanical Data

Location 1: Maplewood CVS  
Location 2: Maplewood, MN

## CALIBRATED DATA

Date	Time	NW DRIVE		SE DRIVE		TOTAL	
		IN	OUT	IN	OUT	IN	OUT
11/5/2009	07:30 PM	4	6	7	9	11	15
11/5/2009	07:45 PM	5	3	7	10	12	13
11/5/2009	08:00 PM	1	2	6	5	7	7
11/5/2009	08:15 PM	1	2	6	11	7	13
11/5/2009	08:30 PM	0	0	7	9	7	9
11/5/2009	08:45 PM	0	2	2	3	2	5
11/5/2009	09:00 PM	1	2	4	0	5	2
11/5/2009	09:15 PM	4	0	2	7	6	7
11/5/2009	09:30 PM	1	1	4	7	5	8
11/5/2009	09:45 PM	0	0	1	4	1	4
11/5/2009	10:00 PM	5	1	1	8	6	9
11/5/2009	10:15 PM	0	0	0	0	0	0
11/5/2009	10:30 PM	0	0	0	0	0	0
11/5/2009	10:45 PM	0	1	1	0	1	1
11/5/2009	11:00 PM	0	0	0	0	0	0
11/5/2009	11:15 PM	0	0	0	0	0	0
11/5/2009	11:30 PM	0	0	0	0	0	0
11/5/2009	11:45 PM	0	0	0	0	0	0
11/6/2009	12:00 AM	0	0	0	0	0	0
11/6/2009	12:15 AM	0	0	0	0	0	0
11/6/2009	12:30 AM	0	0	0	0	0	0
11/6/2009	12:45 AM	0	0	0	0	0	0
11/6/2009	01:00 AM	0	0	0	0	0	0
11/6/2009	01:15 AM	0	0	0	0	0	0
11/6/2009	01:30 AM	0	0	0	0	0	0
11/6/2009	01:45 AM	0	0	0	0	0	0
11/6/2009	02:00 AM	0	0	0	0	0	0
11/6/2009	02:15 AM	0	0	0	0	0	0
11/6/2009	02:30 AM	0	0	0	0	0	0
11/6/2009	02:45 AM	0	0	0	0	0	0
11/6/2009	03:00 AM	0	0	0	0	0	0
11/6/2009	03:15 AM	0	0	0	0	0	0
11/6/2009	03:30 AM	1	0	0	2	1	2
11/6/2009	03:45 AM	0	0	0	0	0	0
11/6/2009	04:00 AM	1	0	0	2	1	2
11/6/2009	04:15 AM	0	0	0	0	0	0
11/6/2009	04:30 AM	0	0	0	0	0	0
11/6/2009	04:45 AM	0	0	0	0	0	0
11/6/2009	05:00 AM	0	0	0	0	0	0
11/6/2009	05:15 AM	0	0	0	0	0	0
11/6/2009	05:30 AM	3	1	0	2	3	3
11/6/2009	05:45 AM	0	0	0	0	0	0
11/6/2009	06:00 AM	0	0	0	0	0	0
11/6/2009	06:15 AM	0	0	0	0	0	0
11/6/2009	06:30 AM	0	0	0	0	0	0
11/6/2009	06:45 AM	0	1	6	1	6	2
11/6/2009	07:00 AM	0	0	2	2	2	2
11/6/2009	07:15 AM	1	0	2	4	3	4
11/6/2009	07:30 AM	1	0	0	2	1	2
11/6/2009	07:45 AM	0	1	2	1	2	2
11/6/2009	08:00 AM	1	1	3	2	4	3
11/6/2009	08:15 AM	6	4	9	2	15	6
11/6/2009	08:30 AM	8	5	9	9	17	14
11/6/2009	08:45 AM	3	3	7	6	10	9

# Appendix C - Calibrated Mechanical Data

Location 1: Maplewood CVS  
Location 2: Maplewood, MN

## CALIBRATED DATA

Date	Time	NW DRIVE		SE DRIVE		TOTAL	
		IN	OUT	IN	OUT	IN	OUT
11/6/2009	09:00 AM	2	5	13	11	15	16
11/6/2009	09:15 AM	2	0	9	7	11	7
11/6/2009	09:30 AM	4	4	7	15	11	19
11/6/2009	09:45 AM	4	6	13	7	17	13
11/6/2009	10:00 AM	5	5	16	6	21	11
11/6/2009	10:15 AM	3	2	9	15	12	17
11/6/2009	10:30 AM	3	4	5	10	8	14
11/6/2009	10:45 AM	4	2	4	5	8	7
11/6/2009	11:00 AM	3	4	11	6	14	10
11/6/2009	11:15 AM	3	1	8	8	11	9
11/6/2009	11:30 AM	5	5	14	14	19	19
11/6/2009	11:45 AM	4	4	17	10	21	14
11/6/2009	12:00 PM	5	5	8	9	13	14
11/6/2009	12:15 PM	3	0	12	6	15	6
11/6/2009	12:30 PM	3	3	7	12	10	15
11/6/2009	12:45 PM	3	2	5	12	8	14
11/6/2009	01:00 PM	3	2	9	8	12	10
11/6/2009	01:15 PM	6	3	18	4	24	7
11/6/2009	01:30 PM	6	4	6	5	12	9
11/6/2009	01:45 PM	7	4	7	7	14	11
11/6/2009	02:00 PM	7	3	6	7	13	10
11/6/2009	02:15 PM	4	4	5	11	9	15
11/6/2009	02:30 PM	9	2	7	15	16	17
11/6/2009	02:45 PM	6	3	13	9	19	12
11/6/2009	03:00 PM	12	4	12	12	24	16
11/6/2009	03:15 PM	10	8	10	15	20	23
11/6/2009	03:30 PM	6	3	17	12	23	15
11/6/2009	03:45 PM	4	4	17	17	21	21
11/6/2009	04:00 PM	7	2	4	13	11	15
11/6/2009	04:15 PM	6	2	12	15	18	17
11/6/2009	04:30 PM	7	0	8	16	15	16
11/6/2009	04:45 PM	4	2	9	18	13	20
11/6/2009	05:00 PM	2	5	18	13	20	18
11/6/2009	05:15 PM	7	3	9	17	16	20
11/6/2009	05:30 PM	0	1	14	10	14	11
11/6/2009	05:45 PM	4	1	8	16	12	17
11/6/2009	06:00 PM	5	6	5	3	10	9
11/6/2009	06:15 PM	3	2	5	8	8	10
11/6/2009	06:30 PM	6	5	9	11	15	16
11/6/2009	06:45 PM	1	3	8	9	9	12
11/6/2009	07:00 PM	1	2	9	11	10	13
11/6/2009	07:15 PM	3	4	6	10	9	14
11/6/2009	07:30 PM	3	2	0	9	3	11
11/6/2009	07:45 PM	3	1	7	5	10	6
11/6/2009	08:00 PM	5	5	13	9	18	14
11/6/2009	08:15 PM	4	1	11	9	15	10
11/6/2009	08:30 PM	1	2	5	8	6	10
11/6/2009	08:45 PM	1	2	4	3	5	5
11/6/2009	09:00 PM	4	2	5	6	9	8
11/6/2009	09:15 PM	0	1	6	3	6	4
11/6/2009	09:30 PM	1	2	5	2	6	4
11/6/2009	09:45 PM	1	1	1	1	2	2
11/6/2009	10:00 PM	2	1	2	5	4	6
11/6/2009	10:15 PM	0	0	0	0	0	0

# Appendix C - Calibrated Mechanical Data

Location 1: Maplewood CVS  
Location 2: Maplewood, MN

CALIBRATED DATA

Date	Time	NW DRIVE		SE DRIVE		TOTAL	
		IN	OUT	IN	OUT	IN	OUT
11/6/2009	10:30 PM	0	0	0	0	0	0
11/6/2009	10:45 PM	0	0	0	0	0	0
11/6/2009	11:00 PM	3	2	0	0	3	2
11/6/2009	11:15 PM	0	0	0	0	0	0
11/6/2009	11:30 PM	0	0	0	0	0	0
11/6/2009	11:45 PM	0	1	1	0	1	1
11/7/2009	12:00 AM	0	0	0	0	0	0
11/7/2009	12:15 AM	0	0	0	0	0	0
11/7/2009	12:30 AM	0	0	0	0	0	0
11/7/2009	12:45 AM	0	0	0	0	0	0
11/7/2009	01:00 AM	0	0	0	0	0	0
11/7/2009	01:15 AM	0	0	0	0	0	0
11/7/2009	01:30 AM	0	0	0	0	0	0
11/7/2009	01:45 AM	0	0	0	0	0	0
11/7/2009	02:00 AM	0	0	0	0	0	0
11/7/2009	02:15 AM	0	0	0	0	0	0
11/7/2009	02:30 AM	0	0	0	0	0	0
11/7/2009	02:45 AM	0	0	0	0	0	0
11/7/2009	03:00 AM	0	0	0	0	0	0
11/7/2009	03:15 AM	0	0	0	0	0	0
11/7/2009	03:30 AM	0	0	0	0	0	0
11/7/2009	03:45 AM	0	0	0	0	0	0
11/7/2009	04:00 AM	0	0	0	0	0	0
11/7/2009	04:15 AM	0	0	0	0	0	0
11/7/2009	04:30 AM	0	0	0	0	0	0
11/7/2009	04:45 AM	1	0	0	2	1	2
11/7/2009	05:00 AM	0	0	0	0	0	0
11/7/2009	05:15 AM	1	0	0	2	1	2
11/7/2009	05:30 AM	0	0	0	0	0	0
11/7/2009	05:45 AM	0	0	0	0	0	0
11/7/2009	06:00 AM	0	0	0	0	0	0
11/7/2009	06:15 AM	0	0	0	0	0	0
11/7/2009	06:30 AM	0	0	0	0	0	0
11/7/2009	06:45 AM	0	0	3	0	3	0
11/7/2009	07:00 AM	0	0	3	2	3	2
11/7/2009	07:15 AM	0	0	0	0	0	0
11/7/2009	07:30 AM	2	0	2	5	4	5
11/7/2009	07:45 AM	2	1	0	1	2	2
11/7/2009	08:00 AM	2	0	2	5	4	5
11/7/2009	08:15 AM	2	0	0	0	2	0
11/7/2009	08:30 AM	1	0	3	6	4	6
11/7/2009	08:45 AM	5	3	4	3	9	6
11/7/2009	09:00 AM	2	2	8	2	10	4
11/7/2009	09:15 AM	3	1	5	9	8	10
11/7/2009	09:30 AM	3	2	8	6	11	8
11/7/2009	09:45 AM	7	3	6	7	13	10
11/7/2009	10:00 AM	5	3	5	7	10	10
11/7/2009	10:15 AM	2	3	4	8	6	11
11/7/2009	10:30 AM	4	3	8	6	12	9
11/7/2009	10:45 AM	3	1	9	3	12	4
11/7/2009	11:00 AM	5	2	10	9	15	11
11/7/2009	11:15 AM	4	5	10	9	14	14
11/7/2009	11:30 AM	6	2	12	9	18	11
11/7/2009	11:45 AM	2	4	11	13	13	17

# Appendix C - Calibrated Mechanical Data

Location 1: Maplewood CVS  
Location 2: Maplewood, MN

## CALIBRATED DATA

Date	Time	NW DRIVE		SE DRIVE		TOTAL	
		IN	OUT	IN	OUT	IN	OUT
11/7/2009	12:00 PM	7	6	8	4	15	10
11/7/2009	12:15 PM	2	1	9	15	11	16
11/7/2009	12:30 PM	5	4	10	8	15	12
11/7/2009	12:45 PM	5	5	9	11	14	16
11/7/2009	01:00 PM	6	4	6	4	12	8
11/7/2009	01:15 PM	5	1	11	13	16	14
11/7/2009	01:30 PM	4	3	13	9	17	12
11/7/2009	01:45 PM	4	4	10	13	14	17
11/7/2009	02:00 PM	7	4	7	12	14	16
11/7/2009	02:15 PM	6	3	11	8	17	11
11/7/2009	02:30 PM	5	3	13	16	18	19
11/7/2009	02:45 PM	3	5	9	13	12	18
11/7/2009	03:00 PM	0	1	7	6	7	7
11/7/2009	03:15 PM	2	2	6	14	8	16
11/7/2009	03:30 PM	1	0	6	3	7	3
11/7/2009	03:45 PM	5	2	9	12	14	14
11/7/2009	04:00 PM	7	3	11	14	18	17
11/7/2009	04:15 PM	4	2	5	10	9	12
11/7/2009	04:30 PM	2	2	14	5	16	7
11/7/2009	04:45 PM	3	4	16	15	19	19
11/7/2009	05:00 PM	3	4	14	9	17	13
11/7/2009	05:15 PM	7	7	9	17	16	24
11/7/2009	05:30 PM	4	1	14	17	18	18
11/7/2009	05:45 PM	1	4	3	7	4	11
11/7/2009	06:00 PM	5	2	9	5	14	7
11/7/2009	06:15 PM	4	5	5	8	9	13
11/7/2009	06:30 PM	2	2	7	5	9	7
11/7/2009	06:45 PM	6	3	8	6	14	9
11/7/2009	07:00 PM	1	4	5	3	6	7
11/7/2009	07:15 PM	4	1	5	13	9	14
11/7/2009	07:30 PM	4	1	2	2	6	3
11/7/2009	07:45 PM	1	4	5	4	6	8
11/7/2009	08:00 PM	1	3	5	8	6	11
11/7/2009	08:15 PM	0	1	7	3	7	4
11/7/2009	08:30 PM	2	1	6	4	8	5
11/7/2009	08:45 PM	4	4	2	3	6	7
11/7/2009	09:00 PM	1	0	2	7	3	7
11/7/2009	09:15 PM	2	1	0	0	2	1
11/7/2009	09:30 PM	3	3	3	3	6	6
11/7/2009	09:45 PM	2	0	2	7	4	7
11/7/2009	10:00 PM	0	1	1	8	1	9
11/7/2009	10:15 PM	2	1	2	0	4	1
11/7/2009	10:30 PM	0	0	0	0	0	0
11/7/2009	10:45 PM	0	0	0	0	0	0
11/7/2009	11:00 PM	0	0	0	0	0	0
11/7/2009	11:15 PM	2	1	0	1	2	2
11/7/2009	11:30 PM	0	0	0	1	0	1
11/7/2009	11:45 PM	0	0	0	0	0	0

# Appendix D - Trip Generation Statistics

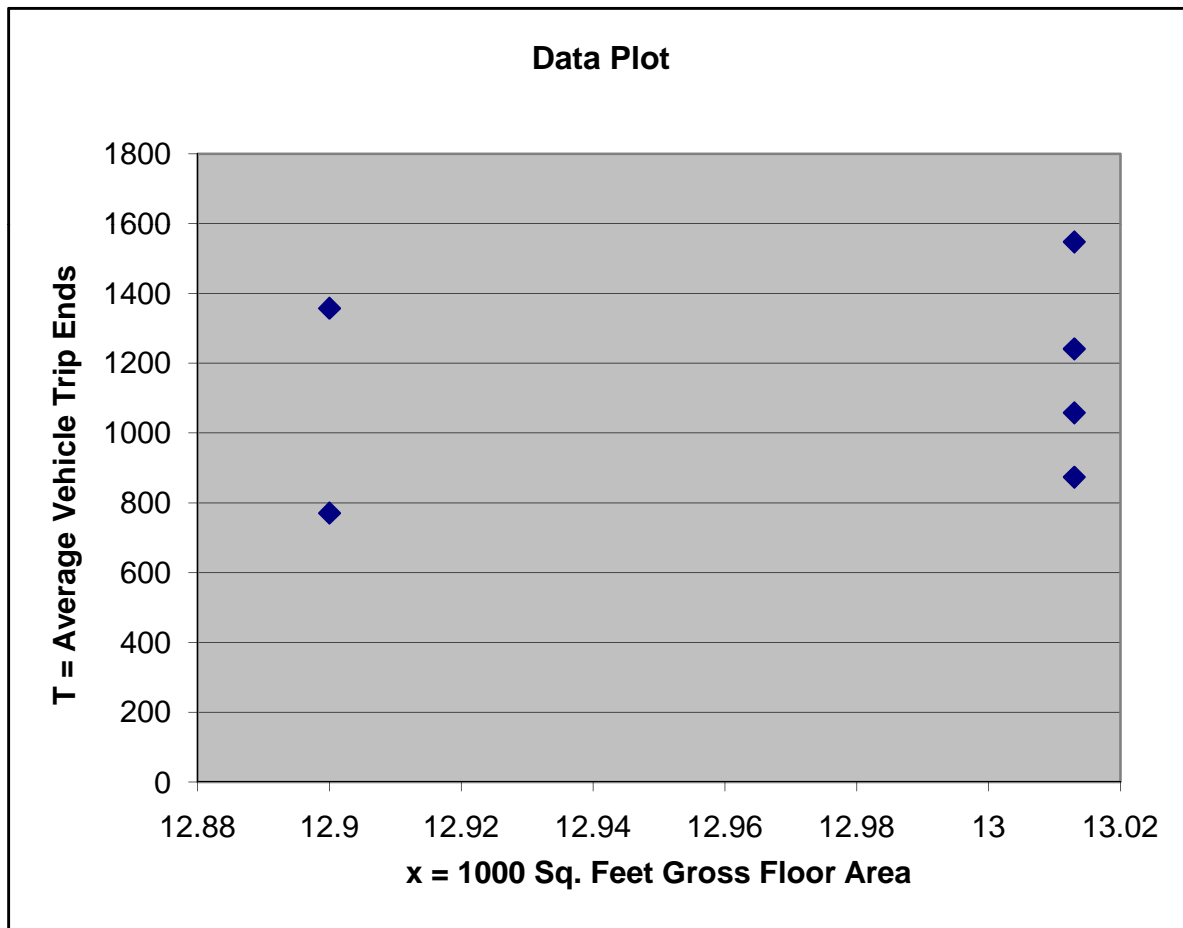
## Pharmacy/Drugstore with Drive-Through Window (ITE Code 881)

Average Vehicle Trip Ends vs: 1000 Sq. Feet Gross Floor Area  
On a: Weekday

Number of Studies: 6  
Average 1000 Sq. Feet GFA: 12.98  
Directional Distribution: 50% Entering  
50% Exiting

### Trip Generation per 1000 Sq. Feet Gross Floor Area

Average Rate	Range of Rates	Standard Deviation
87.95	59.77-118.88	22.71



Fitted Curve Equation: Not given  
 $R^2 = ****$

# Appendix D - Trip Generation Statistics

## Pharmacy/Drugstore with Drive-Through Window (ITE Code 881)

Average Vehicle Trip Ends vs: 1000 Sq. Feet Gross Floor Area

On a: Weekday,

Peak Hour of Adjacent Street Traffic

One Hour Between 7 and 9 a.m.

Number of Studies: 6

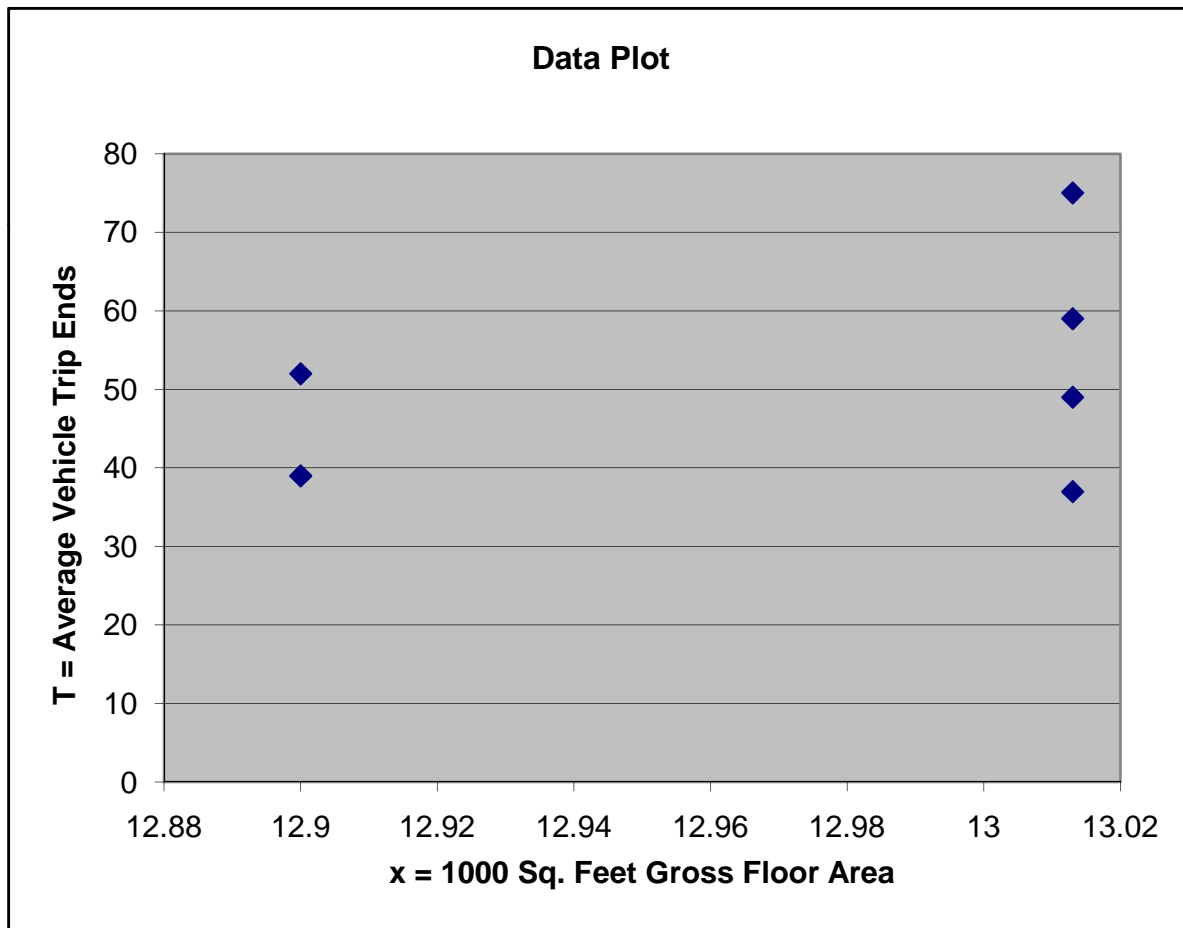
Average 1000 Sq. Feet GFA: 12.98

Directional Distribution: 51% Entering

49% Exiting

### Trip Generation per 1000 Sq. Feet Gross Floor Area

Average Rate	Range of Rates	Standard Deviation
3.99	2.84-5.76	1.07



Fitted Curve Equation: Not given

$R^2 = ****$

# Appendix D - Trip Generation Statistics

## Pharmacy/Drugstore with Drive-Through Window (ITE Code 881)

Average Vehicle Trip Ends vs: 1000 Sq. Feet Gross Floor Area

On a: Weekday,

Peak Hour of Adjacent Street Traffic

One Hour Between 4 and 6 p.m.

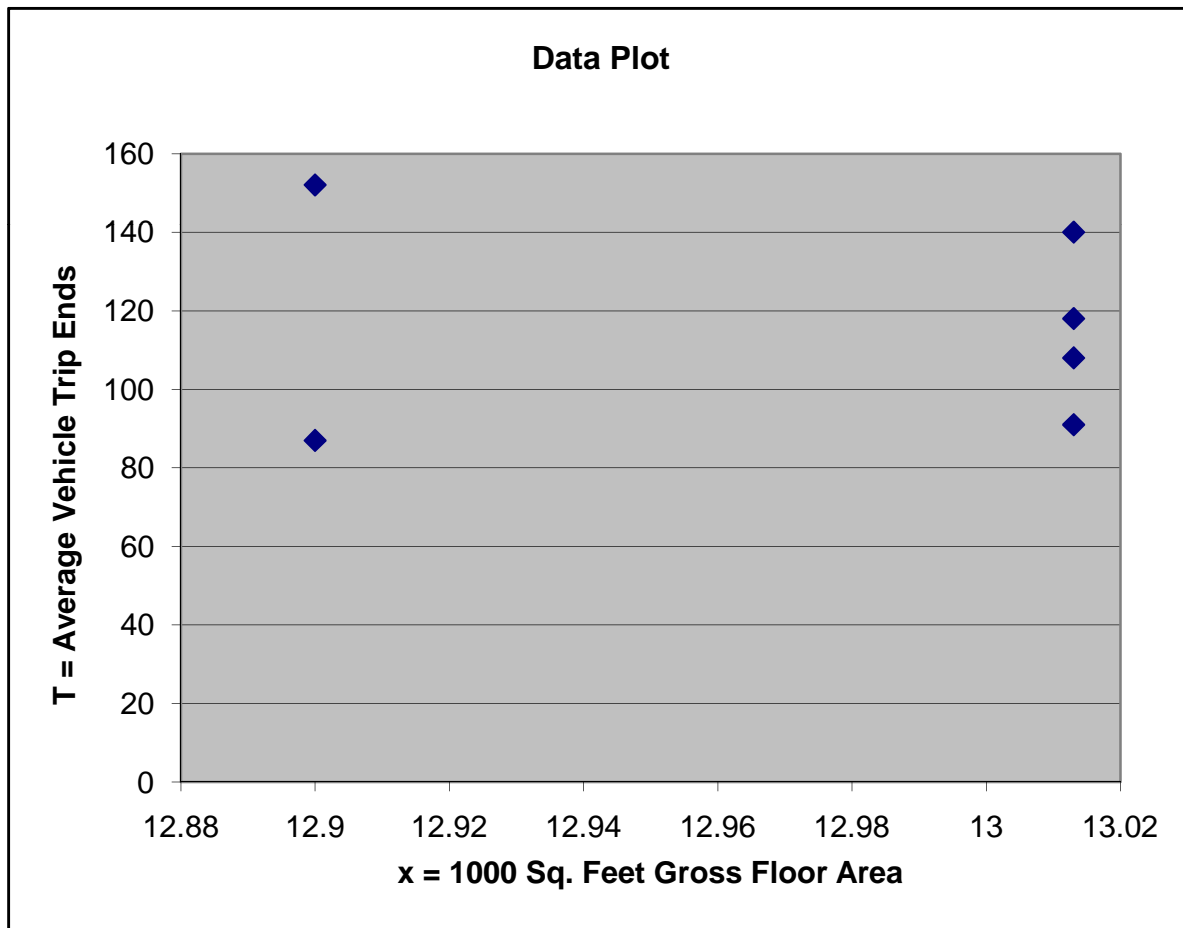
Number of Studies: 6

Average 1000 Sq. Feet GFA: 12.98

Directional Distribution: 49% Entering  
51% Exiting

### Trip Generation per 1000 Sq. Feet Gross Floor Area

Average Rate	Range of Rates	Standard Deviation
8.94	8.30-11.78	2.02



Fitted Curve Equation: Not given

$R^2 = ****$

# Appendix D - Trip Generation Statistics

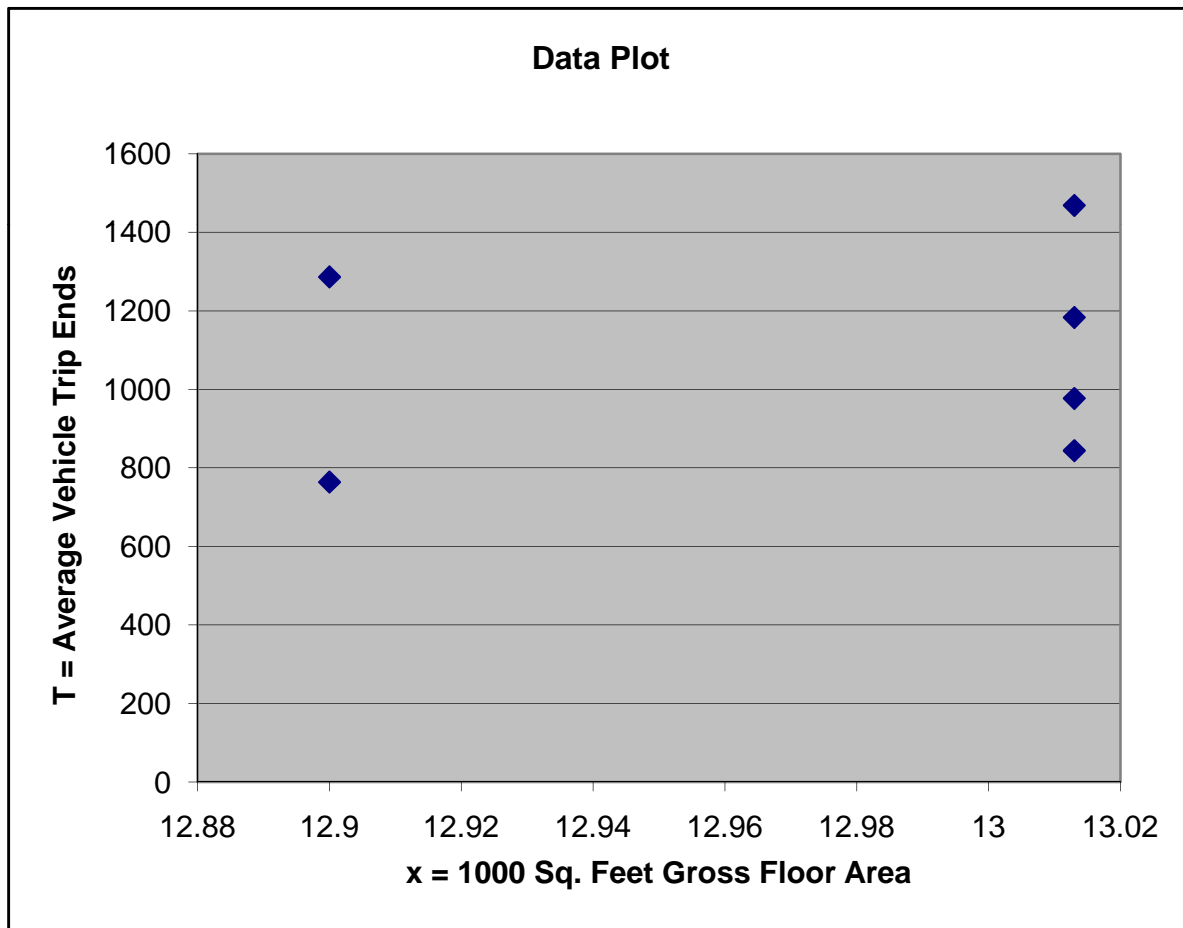
## Pharmacy/Drugstore with Drive-Through Window (ITE Code 881)

Average Vehicle Trip Ends vs: 1000 Sq. Feet Gross Floor Area  
On a: Saturday

Number of Studies: 6  
Average 1000 Sq. Feet GFA: 12.98  
Directional Distribution: 50% Entering  
50% Exiting

### Trip Generation per 1000 Sq. Feet Gross Floor Area

Average Rate	Range of Rates	Standard Deviation
83.76	59.22-112.81	20.90



Fitted Curve Equation: Not given  
 $R^2 = ****$

# Appendix D - Trip Generation Statistics

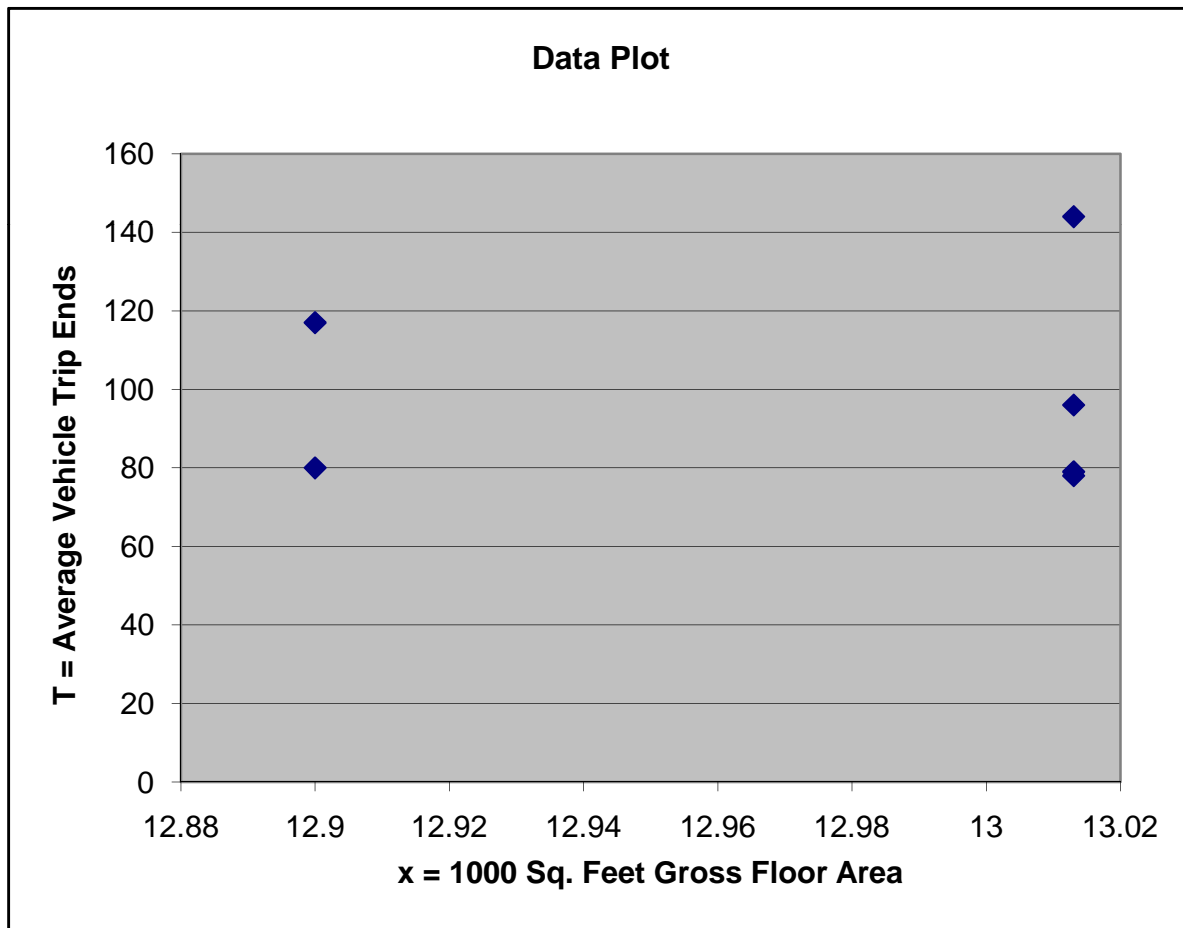
## Pharmacy/Drugstore with Drive-Through Window (ITE Code 881)

Average Vehicle Trip Ends vs: 1000 Sq. Feet Gross Floor Area  
On a: Saturday,  
Peak Hour of Generator

Number of Studies: 6  
Average 1000 Sq. Feet GFA: 12.98  
Directional Distribution: 48% Entering  
52% Exiting

### Trip Generation per 1000 Sq. Feet Gross Floor Area

Average Rate	Range of Rates	Standard Deviation
7.63	5.99-11.07	2.05



Fitted Curve Equation: Not given  
 $R^2 = ****$